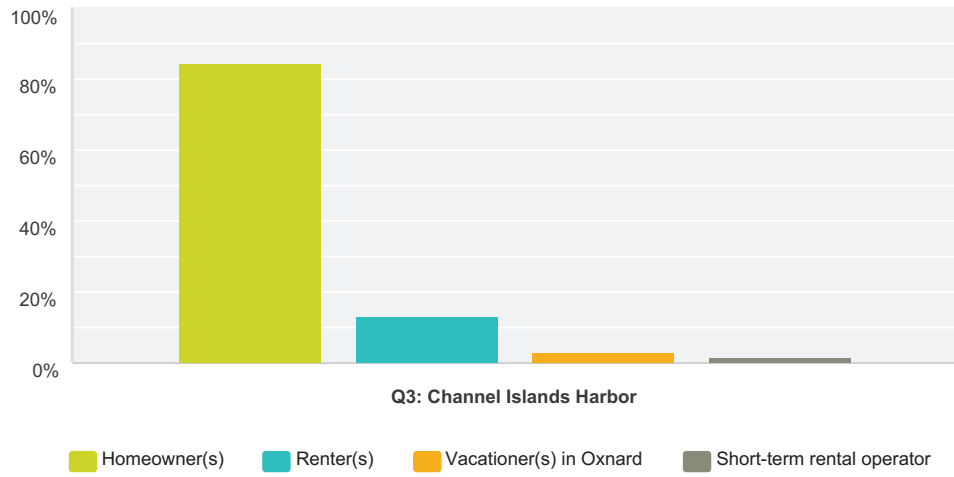


### Q1 I am a / We are:(choose all that apply)

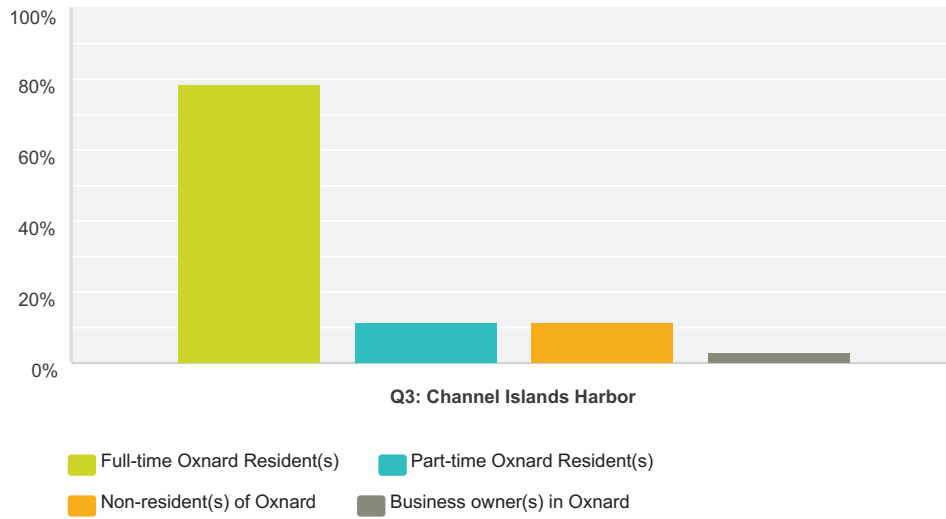
Answered: 70 Skipped: 0



	Homeowner(s)	Renter(s)	Vacationer(s) in Oxnard	Short-term rental operator	Total
Q3: Channel Islands Harbor (A)	84.29% 59	12.86% 9	2.86% 2	1.43% 1	101.43% 71
<b>Total Respondents</b>	59	9	2	1	70

### Q2 I am a / We are:(choose all that apply)

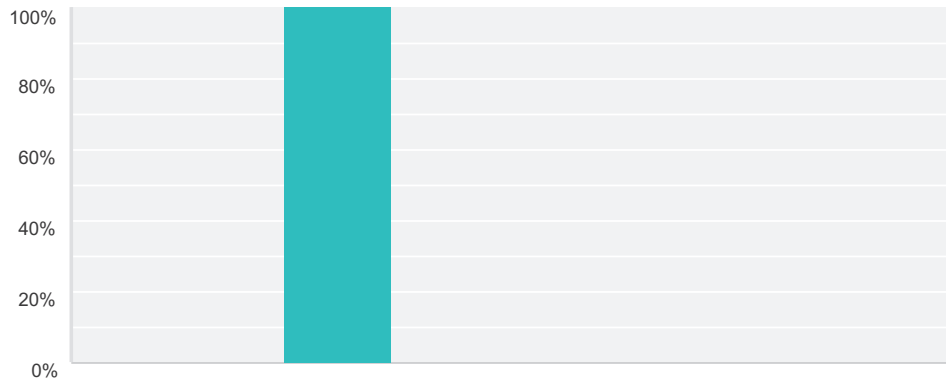
Answered: 70 Skipped: 0



	Full-time Oxnard Resident(s)	Part-time Oxnard Resident(s)	Non-resident(s) of Oxnard	Business owner(s) in Oxnard	Total
Q3: Channel Islands Harbor (A)	78.57% 55	11.43% 8	11.43% 8	2.86% 2	104.29% 73
<b>Total Respondents</b>	55	8	8	2	70

**Q3 Please identify the area which best describes the neighborhood you live in or where you operate your short-term rental. If you are unsure of the name of your neighborhood a map can be found here: <http://goo.gl/jzYbK7>.**

Answered: 70 Skipped: 0



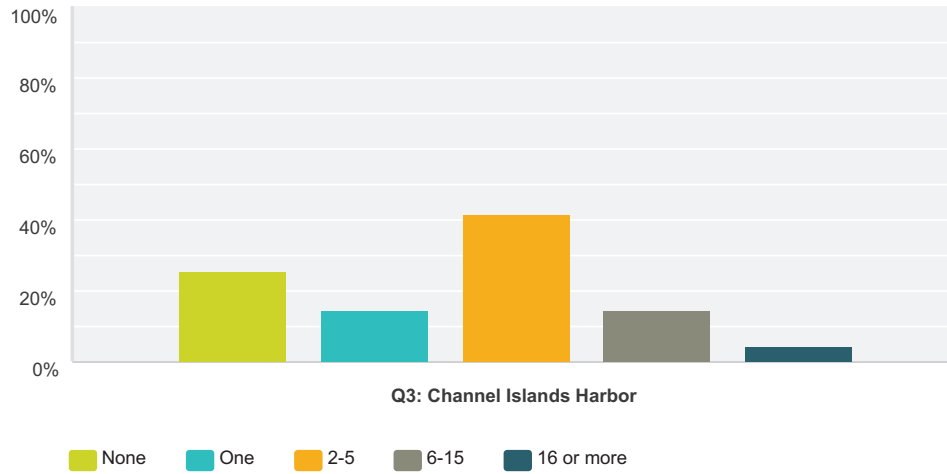
Q3: Channel Islands Harbor

- Oxnard Shores / Dunes
- Channel Islands Harbor
- Riverpark
- Hollywood by the Sea (East of Sunset Lane)
- Silver Strand / Hollywood by the Sea (West of Sunset Lane)
- Other area of Oxnard

	Oxnard Shores / Dunes	Channel Islands Harbor	Riverpark	Hollywood by the Sea (East of Sunset Lane)	Silver Strand / Hollywood by the Sea (West of Sunset Lane)	Other area of Oxnard	Total
Q3: Channel Islands Harbor (A)	0.00% 0	100.00% 70	0.00% 0	0.00% 0	0.00% 0	0.00% 0	100.00% 70
<b>Total Respondents</b>	0	70	0	0	0	0	70

### Q4 How many short-term rentals are you aware of in your neighborhood? (a short-term rental has a term of less than 30 days)

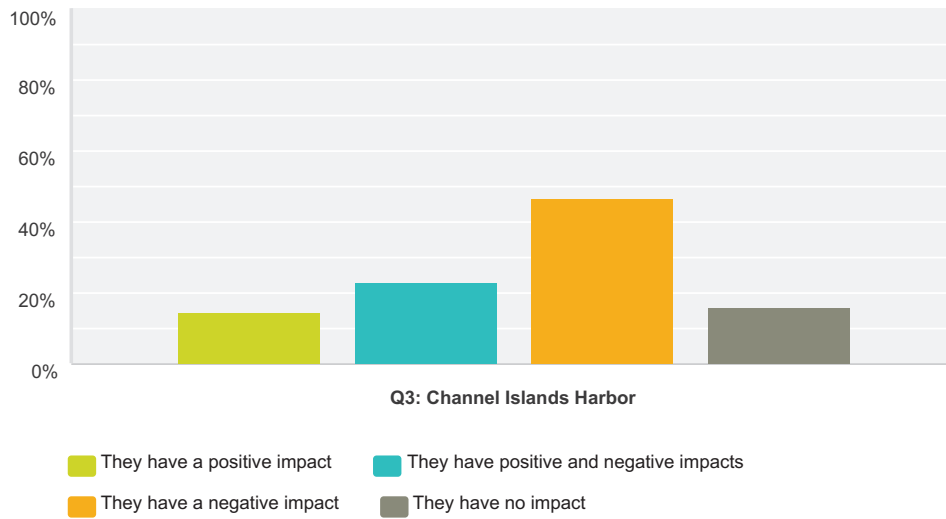
Answered: 70 Skipped: 0



	None	One	2-5	6-15	16 or more	Total
Q3: Channel Islands Harbor (A)	25.71% 18	14.29% 10	41.43% 29	14.29% 10	4.29% 3	100.00% 70
<b>Total Respondents</b>	18	10	29	10	3	70

### Q5 How do you perceive the presence of short-term rentals in your neighborhood?

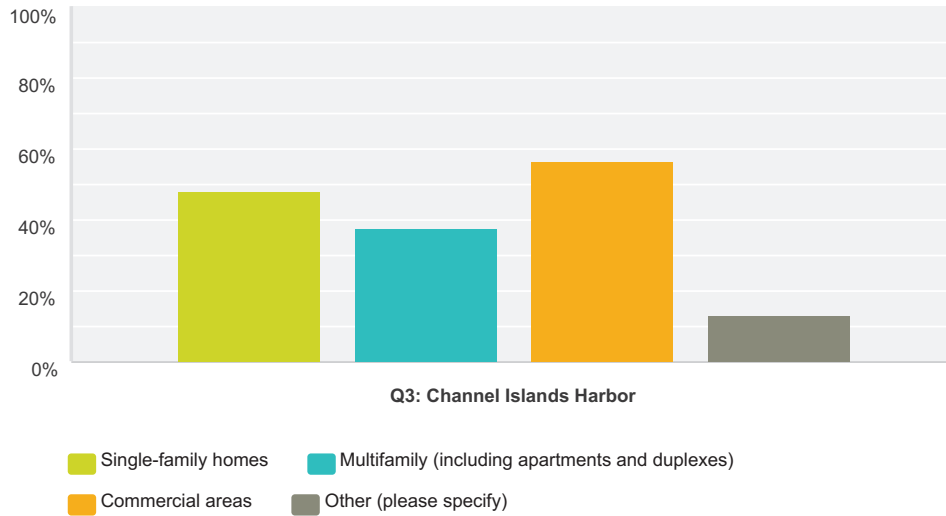
Answered: 69 Skipped: 1



	They have a positive impact	They have positive and negative impacts	They have a negative impact	They have no impact	Total
Q3: Channel Islands Harbor (A)	14.49% 10	23.19% 16	46.38% 32	15.94% 11	100.00% 69
<b>Total Respondents</b>	10	16	32	11	69
	<b>Briefly describe examples of how short-term rentals have affected your neighborhood. (180 character max)</b>				<b>Total</b>
Q3: Channel Islands Harbor (A)					39
					39

### Q6 I believe short-term rentals should be allowed in the following locations: (check all that apply)

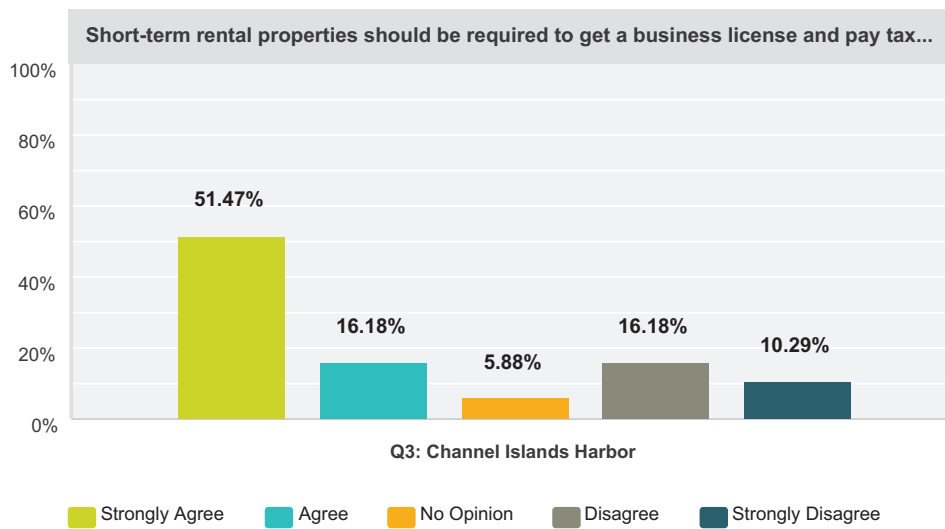
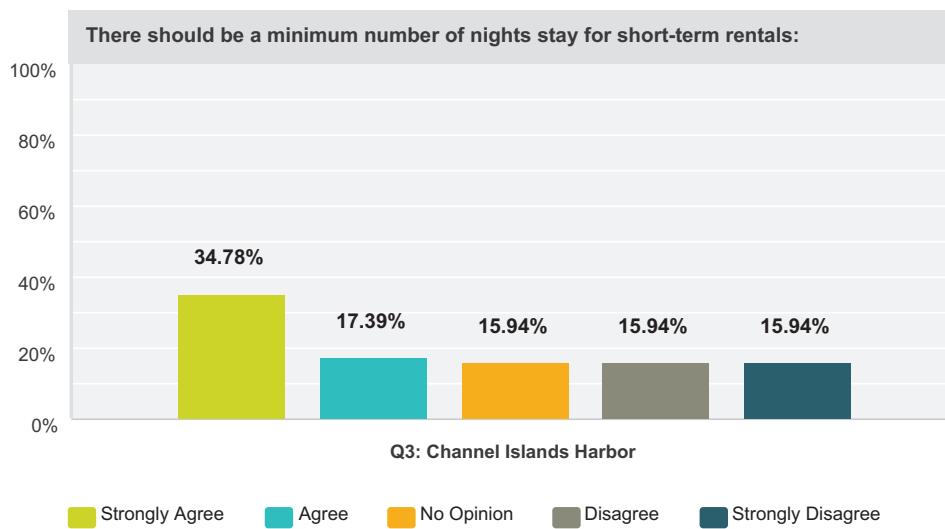
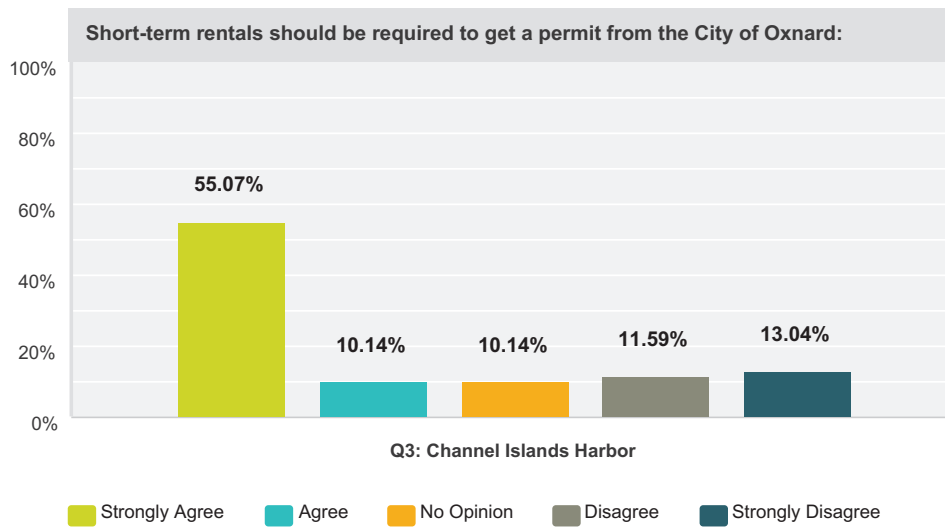
Answered: 69 Skipped: 1

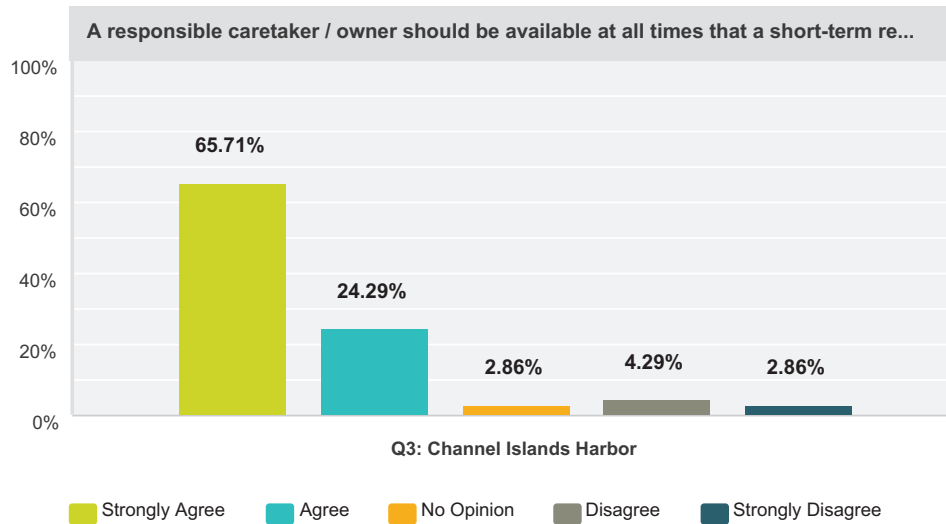


	Single-family homes	Multifamily (including apartments and duplexes)	Commercial areas	Other (please specify)	Total
Q3: Channel Islands Harbor (A)	47.83% 33	37.68% 26	56.52% 39	13.04% 9	155.07% 107
<b>Total Respondents</b>	33	26	39	9	69

### Q7 Please Consider the following statements:

Answered: 70 Skipped: 0



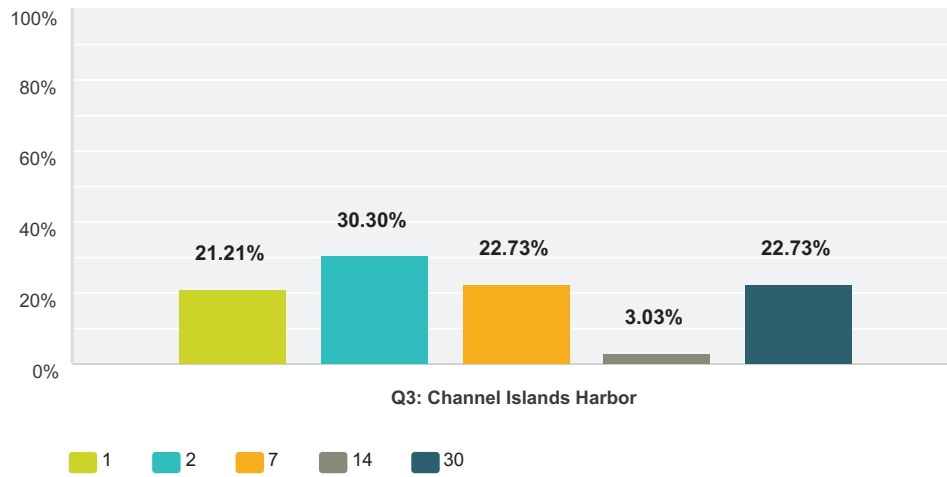


Short-term rentals should be required to get a permit from the City of Oxnard:						
	Strongly Agree	Agree	No Opinion	Disagree	Strongly Disagree	Total
Q3: Channel Islands Harbor (A)	55.07% 38	10.14% 7	10.14% 7	11.59% 8	13.04% 9	98.57% 69
There should be a minimum number of nights stay for short-term rentals:						
	Strongly Agree	Agree	No Opinion	Disagree	Strongly Disagree	Total
Q3: Channel Islands Harbor (A)	34.78% 24	17.39% 12	15.94% 11	15.94% 11	15.94% 11	98.57% 69
Short-term rental properties should be required to get a business license and pay taxes to the City, similar to hotels:						
	Strongly Agree	Agree	No Opinion	Disagree	Strongly Disagree	Total
Q3: Channel Islands Harbor (A)	51.47% 35	16.18% 11	5.88% 4	16.18% 11	10.29% 7	97.14% 68
A responsible caretaker / owner should be available at all times that a short-term rental is rented to respond to nuisances or concerns.						
	Strongly Agree	Agree	No Opinion	Disagree	Strongly Disagree	Total
Q3: Channel Islands Harbor (A)	65.71% 46	24.29% 17	2.86% 2	4.29% 3	2.86% 2	100.00% 70



### Q8 What is the minimum number of nights a short-term rental should be rented out for?

Answered: 66 Skipped: 4



	1	2	7	14	30	Total
Q3: Channel Islands Harbor (A)	21.21% 14	30.30% 20	22.73% 15	3.03% 2	22.73% 15	100.00% 66
<b>Total Respondents</b>	14	20	15	2	15	66