NOTE: This Report has more than 50 pages and will be available for public review at three locations (City Clerk's Office, Main Library, and Housing Administrative Building) from September 2, 2016 to September 19, 2016.

7509-16-HO

DRAFT

City of Oxnard

CONSOLIDATED ANNUAL PERFORMANCE AND EVALUATION REPORT FY 2015-2016

PREPARED BY:

CITY OF OXNARD
HOUSING DEPARTMENT, GRANTS MANAGEMENT DIVISION
435 SOUTH "D" STREET
OXNARD, CALIFORNIA 93030

Contents

CR-05 - Goals and Outcomes 2

CR-10 - Racial and Ethnic composition of families assiste 11

CR-15 - Resources and Investments 91.520(a) 12

CR-20 - Affordable Housing 91.520(b) 17

CR-25 Homeless and Other Special Needs 91.220(d, e); 91.320(d, e); 91.520(c) 20

CR-30 - Public Housing 91.220(h); 91.320(j) 22

CR-35 - Other Actions 91.220(j)-(k); 91.320(i)-(j) 24

CR-40 - Monitoring 91.220 and 91.230 27

CR-45 - CDBG 91.520(c) 30

CR-50 - HOME 91.520(d) 31

CR-60 - ESG 91.520(g) (ESG Recipients only) 34

CR-65 - Persons Assisted 37

CR-70 – ESG 91.520(g) - Assistance Provided and Outcomes 40

CR-75 – Expenditures 41

OMB Control No: 2506-0117 (exp. 07/31/2015)

CR-05 - Goals and Outcomes

Progress the jurisdiction has made in carrying out its strategic plan and its action plan. 91.520(a)
This could be an overview that includes major initiatives and highlights that were proposed and executed throughout the program year.

In the Federal Program Year (PY) 2015, the City of Oxnard received federal entitlement funds of $2,131,803 in Community Development Block Grant (CDBG), $561,174 in HOME Investment Partnerships Grants (HOME), and $191,219 in Homeless Emergency Solutions Grant (HESG) funds. An additional $277,152.12 in program income from CDBG ($34,928.39) and HOME ($243,243.73) was received during this period and added to the resources available. The City expended a total of $2,335,432 in the three entitlement grants as follows: (1) CDBG $1,861,339 (2) HOME $294,265 and (3) HESG $179,828.
.
The City used its adopted Public Participation Plan to encourage community input into funding priorities and proposed funding allocations. Using these federal funds, the City funded a variety of housing, homeless, and community development activities. In PY 2015, the City continued to invest significant amounts of City General Fund monies into related priorities and activity outcomes to further goals identified in the Consolidated Plan as summarized in Table 1.

Comparison of the proposed versus actual outcomes for each outcome measure submitted with the consolidated plan and explain, if applicable, why progress was not made toward meeting goals and objectives. 91.520(g)
Categories, priority levels, funding sources and amounts, outcomes/objectives, goal outcome indicators, units of measure, targets, actual outcomes/outputs, and percentage completed for each of the grantee's program year goals.

OMB Control No: 2506-0117 (exp. 07/31/2015)

Goal	Category	Indicator	Unit of Measure	Expected – Strategic Plan	Actual – Strategic Plan	Percent Complete	Expected – Program Year	Actual – Program Year	Percent Complete
Code Enforcement Effort	code enforcement	Housing Code Enforcement/Foreclosed Property Care	Household Housing Unit	14000	13955	99.7%	1000	1756	175.6%
Code Enforcement Effort	code enforcement	Other	Other	2250	1301	57.82%	NA	NA	NA
Economic Development		Businesses assisted	Businesses Assisted	NA	NA	NA	NA	NA	NA
Help Achieve Homeownership	Affordable Housing	Homeowner Housing Added	Household Housing Unit	90	59	65.55%	1	1	100%
Help Achieve Homeownership	Affordable Housing	Homeowner Housing Rehabilitated	Household Housing Unit	20	28	140%	12	16	133%
Help Achieve Homeownership	Affordable Housing	Direct Financial Assistance to Homebuyers	Households Assisted	58	72	124.14%	11	17	154.55%
Help Achieve Housing Preservation	Affordable Housing	Homeowner Housing Rehabilitated	Household Housing Unit	45	2	2.67%	0	0	NA
Infrastructure and Public Facilities	Non-Housing Community Development	Public Facility or Infrastructure Activities other than Low/Moderate Income Housing Benefit	Persons Assisted	100000	13094	13.09%	6025	2813	47%

OMB Control No: 2506-0117 (exp. 07/31/2015)

New Affordable Rental Housing Units	Affordable Housing	Rental units constructed	Household Housing Unit	16	0	0.00%	42	0	NA
Public Services	Homeless Non-Homeless Special Needs	Public service activities other than Low/Moderate Income Housing Benefit	Persons Assisted	230000	230054	100%	3520	2705	76.85%
Public Services	Homeless Non-Homeless Special Needs	Public service activities for Low/Moderate Income Housing Benefit	Households Assisted	1000	672	67.20%	250	240	80.00%
Public Services	Homeless Non-Homeless Special Needs	Jobs created/retained	Jobs	50	55	110%	4	9	225%
Reduce homelessness	Homeless	Tenant-based rental assistance / Rapid Rehousing	Households Assisted	250	156	62.40%	13	19	146%
Reduce homelessness	Homeless	Homeless Person Overnight Shelter	Persons Assisted	4000	2525	63.12%	130	166	128%
Reduce homelessness	Homeless	Homelessness Prevention	Persons Assisted	100	146	146%	33	20	61%
Reduce homelessness	Homeless	Other	Other	400	324	81%	260	179	69%

Table 1 - Accomplishments – Program Year & Strategic Plan to Date

OMB Control No: 2506-0117 (exp. 07/31/2015)

Assess how the jurisdiction's use of funds, particularly CDBG, addresses the priorities and specific objectives identified in the plan, giving special attention to the highest priority activities identified.

Please refer to the Integrated Disbursement and Information System (IDIS) Reports: PR 03, PR23 and PR 26 reports found in the Exhibits section for details related to the CDBG expenditures and accomplishments.

CDBG-Administrative and Planning programs:

The City spent $400,230 in the administration category of the CDBG program as follows: (1) Grants Management $ 279,861; (2) Homeless Assistance Program $51,950; and (3) Affordable Housing $68,419.

CDBG-Public Services Programs:

The total amount spent for Public Services was $328,144.86. It was spent in the following programs and services.

1. ***Fair Housing Program $50,226.40***
   As a fair housing service provider, the Housing Rights Center (HRC) handled intake and case management for inquiries from Oxnard residents and housing providers. The HRC provided fair housing counseling services to 240 Oxnard households, of whom 9% were moderate income , 9% low-income, 21% very low-income, 61% extremely low-income. Seventeen of the cases were processed as presenting issues of possible unlawful discrimination; of those seven were classified as discrimination on the basis of mental disability, seven for physical disability, two for familial status and one for source of income. The HRC also provided three public seminars on Fair Housing Rights and Responsibilities, and one training session on fair housing for the employees of the City of Oxnard and Oxnard Housing Authority.

2. ***Community Action of Ventura County $44,199.91***
   Community Action of Ventura County (CAVC) operated the One-Stop Day Shelter for a full year, from 8:30 AM until 12:00 PM, Monday through Friday, for a wide array of services. Additionally, CAVC provided case management meetings from 1:00 PM to 4:00 PM each week. During this program year, CAVC Homeless Services delivered over 18,000 basic need services, which included over 6000 showers, 233 bus passes, over 7000 snacks, coffee, juice and water, free identification card assistance, clothing closet, laundry, mail services and others. CAVC Transition Center also partners for services with the County of Ventura-One Stop program to provide mental health, medical, Cal Fresh, St. Vincent de Paul, hair-cuts and veteran services to the homeless people, on a weekly basis on-site. CAVC extended its hours without additional funding during the winter months to provide these additional services. CAVC served an average of 72 individuals daily for a total of 762 unduplicated homeless individuals during the year, and placed 113 individuals into permanent and temporary housing as follows: 5 clients rented housing or apartments with no subsidy, 4 client received shelter plus care, 2 exited

OMB Control No: 2506-0117 (exp. 07/31/2015)

with subsidized housing, 84 moved in with family and or friends and 3 received transitional housing for homeless individuals. In addition, 15 moved to emergency shelters.

3. ***Livingston Memorial Visiting Nurse Association $15,000***
   During the first half of the fiscal year, from July 1, 2015 through December 31, 2015, Livingston Memorial Visiting Nurse Association (LMVNA) provided quality home health care and compassionate hospice care to 162 Oxnard Medi-Cal residents. All of these patients are low-income and considered underinsured due to the low reimbursement rates from the State. Therefore, LMVNA provided 1,089 home visits to ensure that each patient received optimal care for her/his health needs. For the home health patients, they were able to recover and rehabilitate in their own home with LMVNA's assistance and for the hospice patients, LMVNA staff were able to control their pain and allow them to enjoy optimal quality of life during the final time with family members. LMVNA provides assistance from skilled nurses, occupational, physical and speech therapists, licensed medical social workers by providing one on one education sessions, IV infusions and specialized wound care when it is necessary.

4. ***St Vincent de Paul-Intensive Case Management $50,000***
   The Society of St. Vincent de Paul, Council of Los Angeles (SVDPLA) - Ventura County Center received $50,000 from the City of Oxnard for homeless services, housing services, and outreach for Oxnard residents during the fiscal year from July 1, 2015 through June 30, 2016. SVDPLA assisted 17 households with a total of 59 individuals to move into permanent housing within the City boundaries: 12 households were assisted with first month's rent and/or security deposit and 5 households were able to cover their own costs of deposit and first month of rent while CDBG funds were used to assist with housing search and placement. Of the 17 households, five consisted of single individuals, and twelve consisted of families with the following demographic breakdown: 31 children, six seniors, three disabled individuals, and three veterans. All 17 households were provided intensive case management for six months after placement into permanent housing. This included monthly home visits, identifying individual and household needs, and linking households with appropriate supportive services and resources.

5. ***Colonia Boxing $7,000***
   During the FY 2015-16, the La Colonia Boxing Gym was able to continue its efforts to offer programs and opportunities to 70 youth of the Colonia Neighborhood to participate in free fitness and sport programs.

6. ***Colonia Gymnasium $25,000***
   Colonia gymnasium aims to provide a safe place for the residents to participate in free recreational activities and encourage youth participation in organized sports as part of an effort to promote daily exercise for overall health. The gym served 465

OMB Control No: 2506-0117 (exp. 07/31/2015)

adults and 278 youths during this fiscal year to participate to different sport activities such as basketball, Cheer Camp, Summer Soccer Camp, Volleyball, and Open Gym. Staff also worked with Recreations Special Population Division to hold Challenger Indoor Soccer programs, allowing the community with special needs to participate in sports in a setting that best meets their needs.

7. ***Police Activity League $49,669***

   The Oxnard Police Activity League (PAL) continued its efforts to offer free sports programs and opportunities to Oxnard youth, such as: Winter and Summer Basketball for boys and girls, Spring Girls softball, Fall Co-ed Flag Football, year round Hip Hop Dance and Boxing programs. PAL assisted 640 youth in different areas such as gardening, leadership and mentoring, homework help, video production, and community services projects.

8. ***Senior Technology $48,443.65***

   The Senior Technology program began serving homebound seniors and senior center participants on January 2016. Homebound participants can view activities of the Wilson Senior Center from the comfort of their home via Connection Virtual Senior Center. The program is live Monday-Friday from 9:00 AM to 3:00 PM while the Senior Center participants get access to the technology training classes.

9. ***Winter Warming Shelter $39,205.90***

   The City jointly funded a regional Winter Warming Shelter (WWS), which housed an unduplicated total of 653 homeless persons between December 1, 2015 and April 15, 2016. The Regional WWS operated at the National Guard Armory from December 1, 2015, through March 31, 2016; and at the Mission Church from April 1, 2016, through April 15, 2016. During the 16-week period, the WWS was open for 135 nights (a total of 11,792 shelter-nights), and provided a safe place to sleep and shower, hot meals, and access to homeless services providers to 653 unduplicated homeless individuals , in the winter of 2015-16. Of the 653 unduplicated persons who used the regional Winter Warming Shelter (WWS), 381 indicated that they were from Oxnard; 117 from the City of Ventura; and 155 from other places (including elsewhere in Ventura County, other parts of California, and other states). No homeless persons were turned away from the WWS based on not being a resident of Ventura County.

   The CDBG expended funds were used to pay for the space rental of the Oxnard National Guard Armory and to partially cover the payroll charges dedicated to the WWS, of the Compliance Services Manager.

   The multi-jurisdictional group that operated the WWS consisted of representatives from the County of Ventura, the City of Ventura, and the City of Oxnard, which together partnered with the Society of St. Vincent de Paul, the County's Human

OMB Control No: 2506-0117 (exp. 07/31/2015)

Services Agency, and several non-profits which provided services for WWS clients (including the Ventura County Rescue Mission, Turning Point Foundation, Community Action of Ventura County, the Kingdom Center, the Veteran's Administration, and others). The Downtown Ventura Organization acted as fiscal agent and the consortium retained the firm of Advanced Technical Training Institute to operate and staff the WWS on a daily basis.

CDBG-Direct Benefits or Capital Items Activities - $1,123,716.05

1. ***Code Compliance Program $192,528.53***

   The Code Compliance Unit (Unit) continued to address quality of life concerns for residents living within the LMI designated areas of the City. A total of 1,756 inspections were completed, which included responses to 92 complaints received by the division and 361 self-generated cases. The Unit also continued to work with multiple City Departments to address related quality of life concerns of Oxnard residents:

   (1) In a joint effort with Environmental Resources, two neighborhood clean ups were provided, in addition to the removal of illegal dumped items.
   (2) The Graffiti Action Program assisted in removing 72% of reported graffiti on both public and private properties.
   (3) The police Department officers provided neighborhood watch meetings which resulted in the re-activation of a Neighborhood Council.
   (4) The Unit also collaborated with the Housing Rights Center in providing housing rights workshops for the community.

2. ***Campus Park North Wing Rehabilitation $563,841.84***

   The construction of this project was completed during the fourth quarter of FY 2015-16. Campus park gymnasium has a new roof, new windows, light fixture and flooring and the constructor also installed a new fire alarm system.

3. ***Colonia Road Parking Lots and Alley Drives $30,911.12***

   The major portion of this project, which involved the pavement reconstruction of the parking lot and the reconstruction of the alley drives, was completed at the end of fiscal year 2014-15.

4. ***First Time Homebuyer Program $209,436***

   Ten households were provide with financial assistance toward the down payment and closing costs to purchase their housing units, located within the City limits.

5. ***Housing Rehabilitation for Mobilehome (MH) and Single Family (SF) Housing Units $39,645.64***

   Three properties were rehabilitated for interior and exterior repairs such as new roof, sliding glass door, exterior door, water

OMB Control No: 2506-0117 (exp. 07/31/2015)

heater and garage door for SF unit, and for the two MH units which scope of services included: termite inspection, front porch railings, flooring, bathroom repairs, and porch light.

6. ***Housing Services $87,351.92***
   Affordable Housing staff assisted ten first time homebuyers and three existing homeowners during the FY 2015-16 using the CDBG funds and seven homebuyers and one homeowner using HOME funds. This funding covered staff payroll charges and projects soft costs linked to providing services to owners, tenants, contractors or other entities participating in or seeking to participate in the CDBG and HOME programs, such as inspections costs, appraisals fees, escrow and title fees.

Please refer to the IDIS Reports: PR 22, PR23 and PR 27 reports found in the Exhibits section for details related to the HOME expenditures and accomplishments.

HOME-Administrative and Planning programs $86,870.08:

The City spent $86,870.08 in HOME funds for administration and planning related costs, during this fiscal year. The details of the expenditures are summarized as follows:

	Amount	% of threshold	Expenditure Amount	Comments
2015 HOME Allocation	$561,174.00	10%	$56,117.40	(page 8 of PR 27)
2015-16 HOME Program Income receipts	$226,045.04	10%	$22,604.50	(Page 3 of PR 27)
Balance from 2014 Available Resources	$8,148.18	N/A	$8,148.18	2 year of expenditure deadline
		Total	$86,870.08	

HOME-CHDO Set Aside:

Per HUD regulations, the Set-Aside funds need to be committed two years after the award of 2015 allocation by HUD. The City will submit the Vista Pacifica project to construct 39 rental housing unit apartments, by Many Mansion, an Oxnard CHDO, for City Council's approval by September 20, 2016.

HOME Projects

1. ***First Time Homebuyer Program $207,000***

Seven households (one new housing unit and six resale units) were provided with financial assistance toward the down payment and closing costs to purchase their housing units, located within the City limits.

2. ***Housing Rehabilitation for MH $395***

One mobilehome was rehabilitated during FY14-15 during the construction the kitchen faucet broke, which triggered an additional work item in the amount of $395.

In addition, the City spent $45,065.51 in the administration category of the CDC program in monitoring homebuyer and rehabilitation and in processing subordination requests for these same loans.

Please refer to the CAPER sections from CR-60 through CR 75 and the IDIS PR 91 report found in the Exhibits section for details related to the ESG expenditures and accomplishments. The total amount of expenditures was $182,607.06 (PY grant 2014 $20,859.53 and PY grant 2015 $177,570.00)

ESG-Administration and Planning $14, 341.42

Homeless Management Information System $13,900.25

Rapid Re-Housing $22,210.54

Homeless Prevention $24,027.00

Shelter Operations $70,000 *(Turning Point $40,000 and Kingdom Center $30,000)*

Outreach $38,127.84

CR-10 - Racial and Ethnic composition of families assisted

Describe the families assisted (including the racial and ethnic status of families assisted). 91.520(a)

	CDBG	HOME	ESG
White	1,013	8	366
Black or African American	82	0	43
Asian	88		3
American Indian or American Native	4	0	3
Native Hawaiian or Other Pacific Islander	2	0	1
Other multiple races			19
Total	**1,189**	8	435
Hispanic	544	8	257
Not Hispanic	645	0	178

Table 2 – Table of assistance to racial and ethnic populations by source of funds

Please note that the CAPER tables are populated by the data entered in IDIS and HUD has notified that the IDIS reports such as PR 03 and PR 23 may have some glitches related to the numbers of accomplishments

Narrative

CDBG programs assisted 1,189 people with the following racial and ethnic composition: 1,013 White, 82 Black or African American, 88 Asian, 4 American Indian or American Native, 2 Native Hawaiian or Other Pacific Islander. There were 544 persons who indicated that they are Hispanic.

The Housing Department's Affordable Housing and Rehabilitation Division (AHRD) engages in affirmative marketing of first-time homebuyer and rehabilitation loan programs. All applications were processed in a non-discriminatory manner and in accordance with fair housing principles. The demographic breakdown for eight assisted housing units was as follows: 8 White with Hispanic ethnicity.

OMB Control No: 2506-0117 (exp. 07/31/2015)

CR-15 - Resources and Investments 91.520(a)

Identify the resources made available

Source of Funds	Source	Resources Made Available	Amount Expended During Program Year
CDBG	Entitlement and program Income	4,238,232.220	1,861,339.31
HOME	Entitlement and program Income	1,523,190.39	294,265.08
ESG	Entitlement	212,078.53	179,828.05

Table 3 – Resources Made Available

Narrative

During the reporting year, CDBG, HOME and ESG had total available resources as shown in Table 3, and expenditures ($2,335,432.44) as follows: CDBG: $1,861,339.31; HOME: $294,265.08; and ESG 179,828.05.

Under the CDBG Program, the City received $2,131,803 as 2015 allocation from HUD, and realized $34,928.39 in program income receipts during the PY 2015-16. The detailed expenditures for the CDBG grant are grouped as follows: Administration/Planning $400,230.13; Public Services $328,744.86 and Direct Benefits $1,132,364.32 for a total of **$1,861,339.31.** Please refer to IDIS PR -26 Reports for the details of the expenditures per project and per category and note that the final numbers will be different because of adjustments to be done.

Under the HOME Program, the City received a 2015 HUD allocation in the amount of $500,996 ($561,174 less $60,278 that was recaptured for a prior year CHDO funds not being committed on time) and realized $243,244 in program income for a total of $744,240. HOME expenditures in the amount of **$294,265.08** are grouped as follows: (1) Program Administration $86,870; (2) First-time Homebuyer Program $207,000; and (3) Rehabilitation of housing units $395.

The HESG program carried over $20,859.53 from PY 2014 and the City received $191,219 as the 2015 allocation from HUD. The total available resources were $212,078.53. During the fiscal year, **$179,828.05** was spent as follows: (1) Administration and HMIS $25,462.67; (2) Homeless Shelter Services, $70,000; (3) Outreach, $38,127.84; (4) Rapid Re-Housing $22,210.54; and (5) Homeless Prevention, $24,027. The remaining balance of $32,250.48 is being carried over into the current fiscal year.

Identify the geographic distribution and location of investments

City-wide	49	47%	
Low-Mod Areas census tract neighborhoods	51	53%	

Table 4 – Identify the geographic distribution and location of investments

OMB Control No: 2506-0117 (exp. 07/31/2015)

Leveraging

Explain how federal funds leveraged additional resources (private, state and local funds), including a description of how matching requirements were satisfied, as well as how any publicly owned land or property located within the jurisdiction that were used to address the needs identified in the plan.

The ability of first-time homebuyers to access federal (HOME or CDBG), and non-federal (CalHome) funds increased the affordability for low-income purchasers. Leveraging, in the form of the private funding, was contributed by the buyers as AHRD's loan program policies require a $5,000 minimum down payment contribution from the buyer's own funds. The match liability required for FY15-16 was $42,299, the actual buyer's own funds contribution was $289,569 therefore the leverage amount was $247,270. In addition, fifteen homebuyers received a total of $527,511 in CalHome assistance to purchase a home therefore, increasing the total leverage amount to $774,781for FY15-16. For reference please see Table 5 and 6 of the CAPER. With respect to the 0xnard Housing Authority (OHA) programs for the public housing units, Capital Fund Program accomplishments for FY 2015-2016 included, but not limited, to the following projects totaling $466,079

*Entry and Storage Doors Replacement Project: $141,394 in 100 units at 6 scattered sites.

*Fascia Boards Replacement Project: $154,739 for 100 units at Pleasant Valley Village.

*Fascia Boards Replacement Project: $54,820 for 70 units at Colonia Road project.

*Bathroom Vanity Replacement Project: $115,126 in 100 units at Pleasant Valley Village.

The total cost of the operation of the WWS, which operated from December 1, 2015 through April 15, 2016 was $332,035. Approximately $282,315 was leveraged, while Oxnard paid the rental cost of the Oxnard National Guard Armory to the State of California Military Department plus some janitorial costs (a total of $49,720). The major funders of the WWS were the County of Ventura, the City of Ventura, the City of Camarillo, the Society of St. Vincent de Paul, the OHA's Central Fund Reserve (approximately $32,000), and an Emergency Food and Shelter Grant allocation to the City of Ventura, along with the City of Oxnard's $39,205.90 CDBG contribution. In addition, over $28,000 in private donations were received to help defray the cost of the operation of the WWS.

Fiscal Year Summary – HOME Match	
1. Excess match from prior Federal fiscal year	8,841,642
2. Match contributed during current Federal fiscal year	817,080
3. Total match available for current Federal fiscal year (Line 1 plus Line 2)	9,658,722
4. Match liability for current Federal fiscal year	42,299
5. Excess match carried over to next Federal fiscal year (Line 3 minus Line 4)	9,616,423

Table 5 – Fiscal Year Summary - HOME Match Report

OMB Control No: 2506-0117 (exp. 07/31/2015)

Match Contribution for the Federal Fiscal Year								
Project No. or Other ID	**Date of Contribution**	**Cash (non-Federal sources)**	**Foregone Taxes, Fees, Charges**	**Appraised Land/Real Property**	**Required Infrastructure**	**Site Preparation, Construction Materials, Donated labor**	**Bond Financing**	**Total Match**
Homebuyer CalHOME	06/30/2016	527,511	0	0	0	0	0	527,511
Homebuyers' private funds	06/30/2016	289,569	0	0	0	0	0	289,569

Table 6 – Match Contribution for the Federal Fiscal Year

HOME MBE/WBE report

Program Income – Enter the program amounts for the reporting period				
Balance on hand at beginning of reporting period	**Amount received during reporting period**	**Total amount expended during reporting period**	**Amount expended for TBRA**	**Balance on hand at end of reporting period**
$10,278	$243,244	$222,673	$0	$30,849

Table 7 – Program Income

OMB Control No: 2506-0117 (exp. 07/31/2015)

Minority Business Enterprises and Women Business Enterprises – Indicate the number and dollar value of contracts for HOME projects completed during the reporting period						
	Total	**Minority Business Enterprises**				**White Non-Hispanic**
		Alaskan Native or American Indian	**Asian or Pacific Islander**	**Black Non-Hispanic**	**Hispanic**	
Contracts						
Dollar Amount	0	0	0	0	0	0
Number	12	0	0	6	6	0
Sub-Contracts						
Number	0	0	0	0	0	0
Dollar Amount	0	0	0	0	0	0

	Total	**Women Business Enterprises**	**Male**
Contracts			
Dollar Amount	0	0	0
Number	0	0	0
Sub-Contracts			
Number	0	0	0
Dollar Amount	0	0	0

Table 8– Minority Business and Women Business Enterprises

Minority Owners of Rental Property – Indicate the number of HOME assisted rental property owners and the total amount of HOME funds in these rental properties assisted						
	Total	**Minority Property Owners**				**White Non-Hispanic**
		Alaskan Native or American Indian	**Asian or Pacific Islander**	**Black Non-Hispanic**	**Hispanic**	
Number	0	0	0	0	0	0
Dollar Amount	0	0	0	0	0	0

Table 9 – Minority Owners of Rental Property

OMB Control No: 2506-0117 (exp. 07/31/2015)

Relocation and Real Property Acquisition – Indicate the number of persons displaced, the cost of relocation payments, the number of parcels acquired, and the cost of acquisition		
Parcels Acquired	0	0
Businesses Displaced	0	0
Nonprofit Organizations Displaced	0	0
Households Temporarily Relocated, not Displaced	0	0

Households Displaced	**Total**	**Minority Property Enterprises**				**White Non-Hispanic**
		Alaskan Native or American Indian	**Asian or Pacific Islander**	**Black Non-Hispanic**	**Hispanic**	
Number	0	0	0	0	0	0
Cost	0	0	0	0	0	0

Table 10 – Relocation and Real Property Acquisition

CR-20 - Affordable Housing 91.520(b)

Evaluation of the jurisdiction's progress in providing affordable housing, including the number and types of families served, the number of extremely low-income, low-income, moderate-income, and middle-income persons served.

	One-Year Goal	Actual
Number of Homeless households to be provided affordable housing units	25	35
Number of Non-Homeless households to be provided affordable housing units	2,314	2,272
Number of Special-Needs households to be provided affordable housing units	150	181
Total	**2,489**	**2491**

Table 11 – Number of Households

	One-Year Goal	Actual
Number of households supported through Rental Assistance	2,464	2453
Number of households supported through The Production of New Units	0	1
Number of households supported through Rehab of Existing Units	20	4
Number of households supported through Acquisition of Existing Units	15	16
Total	**2,499**	**2,491**

Table 12 – Number of Households Supported

Discuss the difference between goals and outcomes and problems encountered in meeting these goals.

CEDC was not able to secure financing for the Etting Road Project; therefore the monies were reallocated to Habitat for Humanity of Ventura County (Habitat). The project was approved by City Council on July 26, 2016 for development of 6 low-income homes. The project will have 3 bedroom homes with a square footage of 1,100. The Housing Department will provide funding from CHDO Set-aside in the amount of $577,149. The funding will be allocated from FY2012-2013 for $95,337, FY2013-2014 for $96,912, and FY2014-2015 for $384, 900.

During this fiscal year, construction of the Terraza de las Cortes (TLC) project was completed in September 2015. It consists of 64 affordable housing units and a community center.

Discuss how these outcomes will impact future annual action plans.

No future impact is currently foreseen.

Include the number of extremely low-income, low-income, and moderate-income persons served by each activity where information on income by family size is required to determine the eligibility of the activity.

Number of Persons Served	CDBG Actual	HOME Actual
Extremely Low-income	2	1
Low-income	8	7
Moderate-income	3	0
Total	**13**	8

Table 13 – Number of Persons Served

Narrative Information

The AHRD provided assistance to 17 low-income households using CDBG and HOME funds under the First Time Homebuyer Downpayment Assistance program and thus allowed 17 low-income households to become first time homeowners. In addition, it provided assistance to 4 homeowners under the Rehabilitation program and made it possible for these properties to be up to code. In IDIS, the number of assisted households was 21 as shown on Table 13.

The number of households supported through Rental Assistance is 2,491. This number includes the following affordable housing projects: 6 NSP households, 666 public housing households, 1, 819 Section 8 Voucher household participants. 64 new affordable housing units at Terraza de Cortes were occupied during the reporting period. However, most are under the Section 8 Program, so they're not being double-counted here. The same applies to 72 affordable units that the Oxnard Housing Authority owns at Paseo Nuevo. Also, there were 14 newly admitted renters to the Rental Assistance program, who were identified as homeless persons: 12 households received Section 8 vouchers and 2 households were admitted into the Public Housing program.

In addition, the Housing Department Team is currently working on two development projects, to deliver additional affordable housing units to the Oxnard community:

1. The Las Cortes project is the redevelopment of the public housing site commonly known as The Courts with 260 units, and will address the poor condition of The Courts and increase the number of affordable housing units. The Courts landscape includes approximately 25 acres South of Camino Del Sol, East of Marquita Street, West of Rose Avenue, and North of First Street. This project will be completed in 4 phases and result in a total of 383 affordable housing units (including manager units). During the FY 2015-16, Phase I of the project was completed in September 2015 with the demolition of eight public housing units and the construction of a community center and 64 multi-family affordable housing units known as Terraza de Las Cortes, which included one manager unit. The project was funded through an Affordable Housing and Predevelopment and Construction Loan Agreement with Terraza de Las Cortes, L.P. in the amount of $3.3 million from the City's Affordable Housing In-Lieu Fees and the City's

OMB Control No: 2506-0117 (exp. 07/31/2015)

Affordable Housing In-Lieu Housing Trust Fund. The project is currently managed by Levine Management Groups. As of September 2016, Phase II started with (1) the demolition of 108 public housing units and the Colonia Senior Center, and will (2) construct 144 new affordable housing units plus two manager units, a community center, and laundry facilities. The estimated completion date of project will be in February 2018. Phase III consists of the demolition of 144 public housing units, and will construct 118 affordable housing units plus two manager units, and a community park. The final phase will only construct additional 53 affordable housing units.

2. First and Hayes Project, approved by Council on May 24, 2016, will construct 6 single family housing units for sale by Habitat on Humanity. Habitat will receive approximately $577,149 from the City of Oxnard HOME grants under the CHDO component.

During the reporting period, a 53-unit affordable housing, tax-credit funded complex, known as Sonata Project at Riverpark, was completed in the Riverpark neighborhood of Oxnard. These units are in the process of being occupied.

Two additional housing development complexes are presently in process, which will have affordable housing units: (1) a 240-unit affordable housing unit apartment complex, known as Gateway Station is in the approval stage, and is being proposed to be constructed in an All Affordable Housing Opportunity Program (AAHOP) area; and (2) The Press Courier Loft, presently in process of demolishing the old building on the site, will consists of 115 senior apartment units, which will include 26 rental housing units for low-income seniors.

CR-25 Homeless and Other Special Needs 91.220(d, e); 91.320(d, e); 91.520(c)

Evaluate the jurisdiction's progress in meeting its specific objectives for reducing and ending homelessness through:

Reaching out to homeless persons (especially unsheltered persons) and assessing their individual needs

Given the myriad of reasons that contribute to homelessness (including physical, behavioral and mental health, extreme poverty, substance abuse, economic dislocation and unemployment, etc.) and in recognition of the fact that the City is not a provider of physical, mental or behavioral health services, the City has not set as a goal the elimination of homelessness. Rather, the City's programs, provided through service providers, are designed to assist individuals who are homeless or potentially homeless in several ways:

1. Outreach was conducted at daytime drop-in center operated by the Turning Point Foundation;
2. Community Action of Ventura County (CAVC) outreach services included multi-agency case management meetings, multi-agency referrals, chronic offenders meetings with Oxnard Police Department, City of Oxnard Homeless Assistance program and City of Oxnard Business Outreach. During the FY 15-16, through the transitional center or day shelter, CAVC provide outreach services to homeless households with access to showers, food, clothing, transportation vouchers, telephone and fax services, hygiene products and gas vouchers on an as needed basis. The outreach effort from CAVC to community churches, businesses and individuals has yielded additional needed provisions to the homeless clients such as: backpacks, men's clothing, hygiene products, haircuts and scheduled temporary employment services.
3. Ventura County-Human Services Agency also provided education and outreach services to the widest possible population of persons in the City of Oxnard who are facing imminent risk of homelessness and those who are literally homeless.
4. The Society of Saint Vincent de Paul's (SVDPLA) Housing Specialist engaged in street outreach, housing searches, landlord engagement, and case management to facilitate the placement of individuals andfamilies into permanent housing

Addressing the emergency shelter and transitional housing needs of homeless persons

Service providers, that received awards through HESG and CDBG, provided intake and assessment services to homeless clients, as a first step towards determining the appropriate assistance and services for each person as part of the intake process at an overnight winter warming shelter. The shelter was operated by a regional consortium, and was primarily funded by the County of Ventura, the City of Oxnard, the Society of St. Vincent de Paul, and the City of Ventura. These services were also provided at other places in the City of Oxnard where homeless individuals are known to congregate and are likely to be present.
Emergency and transitional housing services were also funded by the entitlement grants, and

OMB Control No: 2506-0117 (exp. 07/31/2015)

services were provided at the facilities: Kingdom Center and Turning Point Foundation.

Helping low-income individuals and families avoid becoming homeless, especially extremely low-income individuals and families and those who are: likely to become homeless after being discharged from publicly funded institutions and systems of care (such as health care facilities, mental health facilities, foster care and other youth facilities, and corrections programs and institutions); and, receiving assistance from public or private agencies that address housing, health, social services, employment, education, or youth needs

The homeless prevention and rapid re-housing programs are administered by the County of Ventura Human Services Agency, funded in part by City of Oxnard HESG funds. A key element in the intake process (Coordinated Entry) for the provision of assistance is a determination of the client's immediate need for shelter, or either an emergency or transitional nature, followed by efforts to match that individual with the appropriate service resources needed.

Helping homeless persons (especially chronically homeless individuals and families, families with children, veterans and their families, and unaccompanied youth) make the transition to permanent housing and independent living, including shortening the period of time that individuals and families experience homelessness, facilitating access for homeless individuals and families to affordable housing units, and preventing individuals and families who were recently homeless from becoming homeless again

Among the agencies funded by the City were: Kingdom Center, which provided housing specifically for women and children, including victims of domestic violence and substance abuse; and Turning Point Foundation, providing assistance to, among others, individuals with mental health issues. Many Mansions operated a Transitional-Aged Youth (TAY) Center, an 8-unit apartment complex in Oxnard, which provides housing for youth emerging from the foster care system. All of those organizations assisted clients in accessing benefits for which they were eligible, and in obtaining employment and other stable income.

The Ventura County Human Services Agency, another ESG funding subrecipient, provided Rapid Re-Housing and Homeless Prevention services. Clients received assistance with security deposits and initial rent to re-enter stable housing or to avoid becoming homeless.

The Regional Winter Warming shelter linked homeless persons with services providers (Society of St. Vincent de Paul, Salvation Army, and Veterans Administration) which resulted in the transition to housing for six previously homeless persons.

Community Action of Ventura County placed 40 individuals into permanent and temporary housings during the reporting period.

CR-30 - Public Housing 91.220(h); 91.320(j)

Actions taken to address the needs of public housing

The Oxnard Housing Authority (OHA) continues to administer 666 Public Housing units and 1,825 Housing Choice Vouchers. In order to address the needs of public housing residents through its Resident Services Program, it offers a variety of on-site services to families, including youth programs. The OHA also continues to operate a Family Self-Sufficiency (FSS) program for Public Housing tenants and Housing Choice Voucher participants which promotes homeownership and economic self-sufficiency. The FSS Program provides one-on-one counseling and individual assistance to participant families. In March of 2015, the OHA's Capital Fund program applied for an Emergency Safety and Security Grant, for the second time, in response to and in compliance with the Notice PIH-2014-09 (HA) Issued on May 12, 2014 by The U.S. Department of Housing and Urban Development Office of Public and Indian Housing. On May 18, 2015, the City's OHA received the Grant in the amount of $250,000.00, to support safety and security measures. This fund enabled the OHA to make physical safety and security improvements to the public housing projects to address an emergency increase in crime and drug related activities. The measure could ensure the safety and security of the residents and will improve their quality of life. The following projects were planned, designed, and implemented in 2015-16 to address the safety and security: as follows:

1. Security Cameras Project for Plaza Vista, Palm Vista, Public Housing office buildings located at 300 N. Marquita, 1470 and 1500 Camino del Sol in Colonia area, and Pleasant Valley office building located at 5200 Squires Drive. $104,622;
2. Security Lights Project for 6 Scattered Sites. $50,000;
3. Block wall and Gates Project for Public Housing office and Maintenance shops located 300 N. Marquita. $19,488;
4. Raising Block Wall at Pleasant Valley Village. $33,831; and
5. Revitalization of the Back Alley Projects at Pleasant Valley Village. $19,434.

The OHA Resident Services Program offered a variety of services to families, on site, including but not limited to:

- Linking residents with supportive services which enable participants to increase income and reduce the need for public assistance.
- Referrals for residents to continue education at the local colleges, high school, vocational and adult education institutes.
- Program works to promote the development of local strategies to coordinate the use of assistance for supportive services and resident empowerment.
- Assist residents in making progress to achieve economic independence and housing self-sufficiency.
- Help improve living conditions for our elderly or disabled residents to age-in-place.
- Collaboration with other City and community organizations for job/health community events.
- Implementation of safety and security meetings with police department.

- Assistance for relocation tenants for 31-1 projects.
- Assisting tenants who are mandated to do their monthly community service.
- Working with our local probation department, assisting residents with community service.
- Organizing community after tragic situations.
- Community resource fairs.
- Assisting residents with drug counseling, mental health and treatment services. Computer labs in both our bigger housing projects and computers in our senior buildings.
- Boys and Girls Club Youth Empowerment Program, on-site adjacent to Colonia Village.
- Boys and Girls Club After School Program (Squires Unit)
- Daily tenant services such as (crisis intervention, behavioral health, intervention, resume writing, unemployment, financial aid applications etc.
- Yearly Volunteer Income Tax Assistance program for residents.

Actions taken to encourage public housing residents to become more involved in management and participate in homeownership

The OHA has promoted homeownership by partnering with homeownership counseling agencies such as Cabrillo Economic Development Corporation (CEDC) and Ventura County Community Development Corporation (VCCDC) that offer homeownership services. In addition, families are informed of these services through the Family Self-Sufficiency Program and the distribution of newsletters and flyers to all households.

The OHA obtains tenant input for management decisions and operations through its formation each year of the Resident Advisory Board (RAB) which, through a series of meetings with staff, gives input into the formation of the OHA's Annual and 5-Year Agency Plan. In addition, input is obtained from residents and their representatives through staff participation on a regular bases at Tenant Association meetings at Colonia Village, Pleasant Valley Village and at the Palm and Plaza Senior Buildings. The OHA also has two Tenant Commissioners, appointed by the City's Mayor, who serves on the Housing Authority Board of Commissioners. They also participate on the Resident Advisory Board.

Actions taken to provide assistance to troubled PHAs

The Oxnard Housing Authority is a High Performer Public Housing Agency.

CR-35 - Other Actions 91.220(j)-(k); 91.320(i)-(j)

Actions taken to remove or ameliorate the negative effects of public policies that serve as barriers to affordable housing such as land use controls, tax policies affecting land, zoning ordinances, building codes, fees and charges, growth limitations, and policies affecting the return on residential investment. 91.220 (j); 91.320 (i)

Barriers or constraints to the affordability of housing exist in many forms. First and foremost, an economic barrier to affordable housing can result from a factor as simple as location. Ventura County is a coastal county, and land values are relatively high compared to much of the rest of the state. Set within Ventura County, the City of Oxnard is located on the Pacific Ocean, in an area with a desirable Mediterranean climate, close to the major cultural amenities of the Los Angeles area, but without many of the characteristics of a dense metropolis which are often deemed negative. This resulting high land cost, together with the relatively lower income levels of the City's population compared to neighboring areas, combine to present the primary barrier to affordable housing: the disparity between the high cost of housing in the area and the lack of economic resources to access that housing by a large percentage of the local workforce.

State law employs the term "constraints" to describe forces or efforts to restrain actions that would otherwise occur. Environmental review, general planning, zoning, and related local land use regulations and development standards are all extensions of local government's responsibility to protect life and property, minimize nuisances, and achieve a desired quality of life as expressed through a participatory democratic process. Certain "barriers" to affordability, then, can be the result of requirements by State Law (such as preparing and adopting a General Plan and conducting environmental review), adopted for safety or civil rights reasons (such as the imposition of seismic construction standards in quake-prone areas, or requiring compliance with accessibility or visitability design standards), or enacted to remedy or prevent a specific local issue (such as requiring landscaping to deter graffiti). The term "barrier, in this sense, should not be interpreted to mean that local development standards and development review procedures are inhibiting the provision of quality affordable housing that would otherwise be developed.

The City continues to consistently implement all policies and procedures, to review local development standards and development review procedures in such a way as to ensure that such do not have unintended negative consequences, and to improve policies and procedures so as to increase the opportunities and feasibility of developing affordable housing, especially for special needs and very low- and low-income units). The City's recent enactment of an ordinance codifying the reasonable accommodation provisions in the planning and development process exemplifies the effort to eliminate any such barriers.

The strategy of the City is to continue its on-going efforts to review all potential barriers to affordable housing that are within the City's power to address; to continue to pursue and utilize available funding for mortgage assistance and housing rehabilitation; and to continue to work with and partner with CHDOs and housing developers from the non-profit and for-profit sectors

to promote the development of affordable and special-needs housing.

Actions taken to address obstacles to meeting underserved needs. 91.220(k); 91.320(j)

During the reporting period, City staff worked with a Community Housing Development Organization (CHDO), Many Mansions, to develop plans for the construction of 39 Section 8 Project-Based rental apartments. These units will serve very-low and extremely-low income residents. City staff also participated in the planning and implementation of a Winter Warming Shelter that was carried out in Oxnard during the winter of 2015-2016. In addition, the City provided resources to bring a consultant on-board for 200 hours to develop options for shelter for the homeless for next winter, as well as to explore long-term options for reducing or ending homelessness in the City of Oxnard. City staff are also exploring options for construction of a Downtown Restroom, being considered as a possible grant request for the Annual Action Plan for fiscal year 2016-2017.

Actions taken to reduce lead-based paint hazards. 91.220(k); 91.320(j)

The City of Oxnard continues to ensure that all units for which HOME or CDBG assistance is provided meet the lead based paint regulations, as required, including any applicable inspections. The City continues to collaborate with State and local health and child welfare agencies related to this issue. This includes reviewing health department data on the addresses of housing units in which children have been identified as lead-poisoned. In addition, the Oxnard Housing Authority reports zero incidents of poisoned children or children with an "Environmental Intervention Blood Lead Level (EIBLL) within public housing tenants or the Section 8 Program Housing Choice Voucher Program.

Actions taken to reduce the number of poverty-level families. 91.220(k); 91.320(j)

The Affordable Housing Division's three primary activities are to provide: (1) financial assistance to first-time homebuyers; (2) financial assistance to low-income homeowners for housing rehabilitation; and, (3) financial assistance gap to CHDOs to increase the supply of affordable housing. The first two activities provide direct assistance to low- and very-low income families. And although these activities do not necessarily result in a reduction in the number of poverty-level households, they do elevate the quality of life for these residents.

During this fiscal year, CAVC assisted 768 individuals by providing services that this population would otherwise not be able to access. These valuable services assist Oxnard community and businesses alike by reducing the number of homeless individuals through the identification of barriers to self-sufficiency and by providing assistance in overcoming those barriers.

Actions taken to develop institutional structure. 91.220(k); 91.320(j)

The Affordable Housing and Rehabilitation Division (AHRD) has a history of successful collaboration with two non-profit Community Housing Development Organizations (CHDOs) in the development and preservation of affordable rental housing. While any relationship can

OMB Control No: 2506-0117 (exp. 07/31/2015)

always be strengthened, no significant gaps in the institutional relationship between the City and these CHDOs have been identified. Currently, Habitat for Humanity, a CHDO, will develop an affordable housing project located at First and Hayes Streets. The City Council approved this project during the public meeting on July 26, 2016.

Extensive public and private partnerships have been established and organized to address the City's housing, homeless and other community needs. For example, the City participates in various local and regional meetings to address service needs, throughout Ventura County.

Actions taken to enhance coordination between public and private housing and social service agencies. 91.220(k); 91.320(j)

The City continues to collaborate with public and private housing and social services agencies to meet the goals and objectives of the Annual Plan. The coordination of housing assistance and services for homeless persons is implemented through a broad range of public and private funding of homeless services providers that reach chronically homeless individuals and families with children, veterans, unaccompanied youth, the recently-homeless, and those at risk of becoming homeless. The Interim Homeless Services Manager provides staff support to the City-sponsored Commission on Homelessness, and also liaisons with the Oxnard City Council's Homeless Committee (chaired by the Mayor Pro Tem). This person also serves on the Regional Continuum of Care Alliance, including on two committees. The City worked with the County and City of Ventura and several agencies to operate a Regional Winter Warming Shelter. In addition, during the reporting period, the City added a full-time Homeless Assistance Coordinator for the next fiscal year, to enhance efforts in these areas.

Identify actions taken to overcome the effects of any impediments identified in the jurisdictions analysis of impediments to fair housing choice. 91.520(a)

In FY 2015-16, a total of 240 individuals were provided with fair housing services through the Housing Rights Center. The City's Analysis of Impediments to Fair Housing (AI), produced jointly with the County of Ventura and a consortium of other local governments, and was adopted by the Oxnard City Council on May 5, 2015. The recommendations set forth in that AI were presented to the City's Community Relations Commission for consideration and appropriate follow-up actions. On December 31, 2015, the Department of Housing and Urban Development issued new guidelines which require the City and the Oxnard Housing Authority to produce an "Assessment of Fair Housing" (AFH) by October of 2017. The work on the AFH will consume staff time and resources in FY 2016-17 and FY 2017-18.

OMB Control No: 2506-0117 (exp. 07/31/2015)

CR-40 - Monitoring 91.220 and 91.230

Describe the standards and procedures used to monitor activities carried out in furtherance of the plan and used to ensure long-term compliance with requirements of the programs involved, including minority business outreach and the comprehensive planning requirements

CDBG Monitoring

CDBG programs have the objectives to assist low-income persons as well as reduce homelessness through its Public Services programs, which are monitored from the start until the completion of the projects as follows:

(1) The starting point of the projects applications for HUD yearly allocation is done through a two-step process: showing potential applicants what the Proposal process entails and what is required for completion of the Application. Several workshops were conducted by Housing Department staff to provide regulations and technical guidance to interested parties;

(2) After the approval of the projects, follow-up workshops for all sub-recipients are conducted to explain the agreements (MOU, Inter-department agreements, and sub-recipients agreements), and to provide information on the invoices processing and technical assistance if needed. Workshops are followed with field visits to new sub-recipients in order to provide detailed additional technical assistance for the operations of the programs. The following agencies/sub recipients were provided with technical assistance at the pre-agreement site visit: Community Action of Ventura County, Livingston Memorial Visiting Nurses Association, and Food Share. This visit also provided an opportunity for City staff to evaluate the capacity of the agencies;

(3) On going assistance and/or monitoring related to accounting, procurements and reporting are provided by Grants Management staff during the program year through the desk monitor of invoices and review documentation to justify the request of reimbursements, and through feedback to the grant sub-recipients;

(4) And, if needed, the final field monitoring of the sub-recipient is performed by program staff to ensure compliance and viable activities.

The City of Oxnard has conducted the monitoring of the following agencies/sub-recipients during the FY 2015-16, and used the HUD Monitoring Handbook as well as the Oxnard Monitoring Plan, as guidance (1) to ensure that the subawards are used for authorized purposes, in compliance with the terms and conditions of scope of services, the budget schedules and the reporting requirements, provided in the subrecipient agreement, (2) to ensure the achievement of the performance goals, and (3) to assist the subrecipient with technical assistance if needed. The Monitoring Plan was originally prepared in January 1995 with the update in (2015 as the latest version. The following agencies were monitored in addition to the field visit, the technical assistance meetings and quarterly desk reviews:

1. PAL activities are mostly dedicated to youth and obtained a high level of support from the community as well as the youth participants. The leveraged funds are provided from the City's General Funds in offering comprehensive programs to Oxnard youth with a

OMB Control No: 2506-0117 (exp. 07/31/2015)

variety of choices of education, recreational, sporty and creative activities. Staff used the recommended in-take forms with the updates information about race, ethnicity, income level, census tract … in order to comply with the HUD reporting requirements. Several programs leaders were interviewed to ensure compliance with CDBG regulations. No noncompliance issues were identified.

2. Colonia Boxing Program with limited funding offered only part-time activities to the youth participants. The intake process is very similar with PAL. All assisted clients files were reviewed to ensure the compliance of the program with CDBG Public Services regulations and no evidence of non-compliance existed
3. Community Action of Ventura County is located in an industrial area, but this factor does not prohibit the agency to reach out and assist a large number of homeless populations through the operations of the Transitional Shelter. CAVC did have some issues with staffing and documented records, but the agency has stepped up and provided reliable solutions to document and reconcile the accomplishment number by using the HMIS system in an effective way.
4. Housing Rights Center (HRC): The City's Fair Housing Program contracted with the non-profit agency, Housing Rights Center (HRC), for the provision of fair housing counseling, discrimination complaint investigation, complaint processing, and dispute resolution. In FY 2015-16, the HRC provided direct assistance to 240 clients from Oxnard. In May of 2016, staff performed on-site monitoring, reviewing every case file for HRC clients from Oxnard, and ascertained that all work had been performed properly.
5. Code Compliance continues to provide housing inspections as well as other City Code inspections. Through the assistance of the City Attorney Office, the Information System Division and Grants Management Division, the Code Compliance Division produced a Code Enforcement Target Areas Policies and Procedures Manual for the City of Oxnard. Grants management staff accessed to the City of Oxnard computer sub-system for Code Compliance Division to electronically review inspections cases, targeted areas, census tract and other items reported in IDIS. No non-compliance issues were identified.

ESG Monitoring

ESG programs have the overall objectives of helping persons avoid becoming homeless, through the provision of emergency housing assistance, security deposits, and other homelessness prevention programs; assisting homeless persons to obtain shelter (emergency, transitional or permanent); assisting in accessing benefits for which clients are eligible; assisting in obtaining employment and income; and other services designed to reduce the incidence and duration of homelessness and to ameliorate the conditions associated with homelessness. The various sub-recipient organizations which receive ESG funding, specially CAVC, Ventura County Human Services Agency, the Kingdom Center and Turning Point (as well as the Winter Warming Shelter, which did not receive ESG funding directly but which involved sub-recipient service provider organizations) were subject to on-site monitoring to ensure compliance with program regulations. No non-compliance issues were identified.

OMB Control No: 2506-0117 (exp. 07/31/2015)

HOME Monitoring

Affordable Housing and Rehabilitation Division (AHRD) Staff monitors the owner-occupancy requirement by sending forms to households previously assisted through the homebuyer, rehabilitation, or mobilehome replacement programs. The forms are to be signed and mailed back to AHRD along with a current utility bill and or property tax bill. Staff will mail a second notice to those households not responding. Households not in compliance are notified that they must either move back into the unit and provide proof of it, or repay the loan.

Monitoring for the rental housing units involved a review of the annual compliance report for each HOME-assisted rental project, a determination of the maximum low and high HOME rents for each, obtaining the information to utilize the HUD Utility Allowance Schedule, and conducting HQS inspection on the units. Any units with inspection deficiencies will be reschedule until inspection passes.

Citizen Participation Plan 91.105(d); 91.115(d)

Describe the efforts to provide citizens with reasonable notice and an opportunity to comment on performance reports.

The notice for the public hearing meeting was advertised in two newspapers: the Ventura County Star and Vida newspapers. The public was informed about the 15-day public review and comment period for the FY2015-16 CAPER and the place and time for the public hearing. The public review period began September 5, 2016 and ended September 20, 2016. The notice of public hearing was: (1) mailed to over 100 interested parties such as community leaders and non-profit agencies; (2) posted on City's website and in public buildings; (3) and, broadcasted on the City's public access channel 35. Copies of the CAPER were made available as per the notices noted below.

The public hearing of the draft of the FY 2015-16 CAPER is scheduled for September 20, 2016.

CR-45 - CDBG 91.520(c)

Specify the nature of, and reasons for, any changes in the jurisdiction's program objectives and indications of how the jurisdiction would change its programs as a result of its experiences.

During the 2015-16 Annual Action Plan implementations, the City did not hinder the plan implementation by action or willful inaction.

The first amendment of the FY 15-16 Action Plan was prepared and submitted to HUD to reflect the addition of the Winter Warming Shelter project to the original allocations of funds in the amount of $25,000.

The Consolidated Plan was amended to reflect the priority change of the Economic Development goals from high to low.

Does this Jurisdiction have any open Brownfields Economic Development Initiative (BEDI) grants?

NA

[BEDI grantees] Describe accomplishments and program outcomes during the last year.

NA

CR-50 - HOME 91.520(d)

Include the results of on-site inspections of affordable rental housing assisted under the program to determine compliance with housing codes and other applicable regulations

Please list those projects that should have been inspected on-site this program year based upon the schedule in §92.504(d). Indicate which of these were inspected and a summary of issues that were detected during the inspection. For those that were not inspected, please indicate the reason and how you will remedy the situation.

The AHRD inspects HOME-assisted units and three non-HOME units to demonstrate that non-HOME-assisted units are comparable in amenities, maintenance, and size of the units.

- Villa Victoria Apartments was assisted with HOME funds and Low Income Housing Tax Credit (LIHTC). One HOME-assisted floating unit during FY 2014-2015. Three additional units were inspected for comparison. All units passed without comment. The complex will be inspected during FY2016-2017.
- D Street Apartments, has seven HOME-assisted fixed units under the Transitional-Aged Youth (TAY). Four were chosen as a sample and inspected during FY2014-2015; all passed without comment. The TAY is also assisted by the Ventura County Behavioral Health Department for youth, ages 18 to 22, who are at-risk of being homeless and having behavioral health issues. Tenants must be referred by VCBH. AHRD will inspect the units again within 3 years, (FY2017-2018), which is allowable by the 2013 HOME Final Rule.
- Terry's Place is a duplex that may or may not have tenants that receive Section 8 or Housing Choice Voucher assistance. Both units were inspected during FY2015-2016 and passed without comment. The next inspection is scheduled to occur in FY2017-2018.
- Camino Gonzalez Farmworker Family Apartments has eighteen units, eleven of which are HOME-assisted. Six representative units were inspected during FY2014-2015 and passed without comment. One unit was noted as being compliant with Section 504 because the unit has special modifications for a person with a hearing impairment. The next scheduled inspection will be FY2017-2018.
- Cypress Court was assisted with HOME funds and Low Income Housing Tax Credits (LITCH). Four HOME-assisted units are now a part of the Villa Solimar project; because the renovations to the units were paid for with re-syndicated tax credits for the Villa Solimar project combining the two. Cypress Court units will continue to be monitored, until the period of affordability terminates. With the recent renovations, three of the four HOME-assisted units passed without comment. The fourth failed the inspection due to the following items: 1) one burner on the stove was not working; 2) a small leak existed inside the refrigerator; and, 3) the heating system shut off during the inspection and then would not operate. These issues were referred to maintenance. Inspections will be done during FY2016-2017.

During FY2016-2017 the HOME-assisted units at Meta Street Apartments, Villa Cesar Chavez,

OMB Control No: 2506-0117 (exp. 07/31/2015)

Cypress Court Apartments, and Villa Victoria will be inspected. Non-Home assisted units at Meta Street Apartments and Villa Cesar Chavez will also be inspected to ensure comparability between HOME and non-HOME units.

Provide an assessment of the jurisdiction's affirmative marketing actions for HOME units. 92.351(b)

All marketing and publicity for HOME and CDBG assistance by the City of Oxnard Affordable Housing Division was carried out in accordance with affirmative marketing requirements. Oxnard's population is over 75% Hispanic origin, with a significant number of households utilizing Spanish as the primary language. In FY 2014-15 (as in previous years), all marketing and advertising for applications for First-Time Homebuyer Assistance and Rehabilitation Assistance was done in both English and Spanish, both in print (utilizing an English-language paper and a bilingual paper, both adjudicated as general circulation) and electronically (on the City's website).

Refer to IDIS reports to describe the amount and use of program income for projects, including the number of projects and owner and tenant characteristics

The City used $222,673 of HOME program income to assist the following projects: $22,604.50 helped the administrative costs; $200,068.50 assisted 7 first –time homebuyers. The owners' characteristics are summarized as follows:

Program	**Number of Households**	**Program Income Amount**	**Income Level**			**Race**	**Ethnicity**	**Race**	**Ethnicity**
			ELI	VLI	LI	White	Hispanic	Asian	Hispanic
Administration	NA	$ 22,604	NA	NA	NA	NA	NA	NA	NA
Homebuyers	7	$ 200,068	1	1	5	7	7		
Total	**7**	**$ 222,673**	**1**	**1**	**5**	**7**	**7**		

Table 14 - Use of Program Income

Describe other actions taken to foster and maintain affordable housing. 91.220(k) (STATES ONLY: Including the coordination of LIHTC with the development of affordable housing). 91.320(j)

Las Cortes

The Las Cortes project is the redevelopment of the public housing site commonly known as The Courts with 260 units, and will address the poor condition of The Courts and increase the number of affordable rental housing units. The Courts landscape includes approximately 25

acres South of Camino Del Sol, East of Marquita Street, West of Rose Avenue, and North of First Street. This project will be completed in 4 phases and result in a total of 381 affordable housing units (including manager units). These units will be funded through 4% Low-income Housing Tax Credits and other sources.

During the FY 2015-16, Phase I of the project was completed in September 2015 with the demolition of eight public housing units and the construction of a community center and 64 multi-family affordable rental housing units known as Terraza de Las Cortes, which included one manager unit. The project was funded through an Affordable Housing and Predevelopment and Construction Loan Agreement with Terraza de Las Cortes, L.P. in the amount of $3.3 million from the City's Affordable Housing In-Lieu Fees and the City's Affordable Housing In-Lieu Housing Trust Fund. The project is currently managed by Levine Management Groups.

As of September 2016, Phase II started with (1) the demolition of 108 public housing units and the Colonia Senior Center, and will (2) construct 144 new affordable housing units plus two manager units, a community center, and laundry facilities. The estimated completion date of project will be in February 2018.

Phase III consists of the demolition of 144 public housing units, and will construct 118 affordable rental housing units and a community park.

The final phase will only construct additional 53 affordable rental housing units.

Sonata at River Park

This project is financed by the Angelus Trust, the California Tax Credit Allocation Committee, the City of Oxnard, California Community Reinvestment Corporation and Wells Fargo Bank. Sonata at River Park, a 52 unit tax credit community for low-income families will provide 52 housing units to low-income families, a central courtyard, community room with office space for on-site management staff, laundry facilities and locked mailboxes. The project move-in was scheduled for July 1, 2016.

Gateway Station Project

The Gateway Station Project is a 240 unit apartment complex with all affordable rental housing units. The complex will consist of 13 three story buildings in the Five Points neighborhood and has benefitted from density bonuses and other enticements such as reduced parking requirements. This project qualifies the state mandated AAHOP. Part of the funding for this project will also consist of Low-Income Housing Tax Credits.

CR-60 - ESG 91.520(g) (ESG Recipients only)

ESG Supplement to the CAPER in *e-snaps*

For Paperwork Reduction Act

1. Recipient Information—All Recipients Complete

Basic Grant Information

Recipient Name	OXNARD
Organizational DUNS Number	081790214
EIN/TIN Number	956000756
Identify the Field Office	LOS ANGELES
Identify CoC(s) in which the recipient or subrecipient(s) will provide ESG assistance	Oxnard CoC

ESG Contact Name

Prefix	Mr.
First Name	Karl
Middle Name	0
Last Name	Lawson
Suffix	0
Title	Compliance Service Manager

ESG Contact Address

Street Address 1	435 South D Street
Street Address 2	0
City	Oxnard
State	CA
ZIP Code	93030-
Phone Number	805-385-8095
Extension	0
Fax Number	0
Email Address	karl.lawson@oxnard.org

ESG Secondary Contact

Prefix	Mrs.
First Name	Juliette
Last Name	Dang
Suffix	0
Title	Interim Grants Manager
Phone Number	805-385-7493
Extension	0
Email Address	juliette.dang@oxnard.org

OMB Control No: 2506-0117 (exp. 07/31/2015)

2. Reporting Period—All Recipients Complete

Program Year Start Date	07/01/2015
Program Year End Date	06/30/2016

3a. Subrecipient Form – Complete one form for each subrecipient

Subrecipient or Contractor Name: TURNING POINT FOUNDATION
City: Ventura
State: CA
Zip Code: 93001, 4615
DUNS Number: 608847216
Is subrecipient a victim services provider: N
Subrecipient Organization Type: Other Non-Profit Organization
ESG Subgrant or Contract Award Amount: 40000

Subrecipient or Contractor Name: COUNTY OF VENTURA HUMAN SERVICES AGENCY
City: Oxnard
State: CA
Zip Code: 93033, 2402
DUNS Number: 123331457
Is subrecipient a victim services provider: N
Subrecipient Organization Type: Unit of Government
ESG Subgrant or Contract Award Amount: 55000

Subrecipient or Contractor Name: THE KINGDOM CENTER
City: Oxnard
State: CA
Zip Code: 93033, 2407
DUNS Number: 600231034
Is subrecipient a victim services provider: N
Subrecipient Organization Type: Faith-Based Organization
ESG Subgrant or Contract Award Amount: 30000

OMB Control No: 2506-0117 (exp. 07/31/2015)

Subrecipient or Contractor Name: COMMUNITY ACTION OF VENTURA COUNTY
City: Oxnard
State: CA
Zip Code: 93030, 7207
DUNS Number:
Is subrecipient a victim services provider: N
Subrecipient Organization Type: Other Non-Profit Organization
ESG Subgrant or Contract Award Amount: 44731

OMB Control No: 2506-0117 (exp. 07/31/2015)

CR-65 - Persons Assisted

4. Persons Served

4a. Complete for Homelessness Prevention Activities

Number of Persons in Households	Total
Adults	15
Children	5
Don't Know/Refused/Other	0
Missing Information	0
Total	**20**

Table 15 – Household Information for Homeless Prevention Activities

4b. Complete for Rapid Re-Housing Activities

Number of Persons in Households	Total
Adults	14
Children	5
Don't Know/Refused/Other	0
Missing Information	0
Total	**19**

Table 16 – Household Information for Rapid Re-Housing Activities

4c. Complete for Shelter

Number of Persons in Households	Total
Adults	118
Children	48
Don't Know/Refused/Other	0
Missing Information	0
Total	**166**

Table 17 – Shelter Information

4d. Street Outreach

Number of Persons in Households	Total
Adults	174
Children	5
Don't Know/Refused/Other	0
Missing Information	0
Total	**179**

Table 18 – Household Information for Street Outreach

4e. Totals for all Persons Served with ESG

Number of Persons in Households	Total
Adults	321
Children	63
Don't Know/Refused/Other	0
Missing Information	3
Total	**384**

Table 19 – Household Information for Persons Served with ESG

5. Gender—Complete for All Activities

	Total
Male	191
Female	193
Transgender	0
Don't Know/Refused/Other	0
Missing Information	
Total	**384**

Table 20 – Gender Information

6. Age—Complete for All Activities

	Total
Under 18	58
18-24	26
25 and over	300
Don't Know/Refused/Other	0
Missing Information	0
Total	**384**

Table 21 – Age Information

7. Special Populations Served—Complete for All Activities

Number of Persons in Households

Subpopulation	Total	Total Persons Served – Prevention	Total Persons Served – RRH	Total Persons Served in Emergency Shelters
Veterans	15	7	3	5
Victims of Domestic Violence	52	5	5	25
Elderly	28	2	2	2
HIV/AIDS	0	0	0	0
Chronically Homeless	46	13	4	5
Persons with Disabilities:				
Severely Mentally Ill	85	2	5	1
Chronic Substance Abuse	42		0	5
Other Disability	39	2	3	2
Total (Unduplicated if possible)	307	31	24	45

Table 22 – Special Population Served

OMB Control No: 2506-0117 (exp. 07/31/2015)

CR-70 – ESG 91.520(g) - Assistance Provided and Outcomes

8. Shelter Utilization

Number of New Units - Rehabbed	0
Number of New Units - Conversion	24
Total Number of bed-nights available	8,784
Total Number of bed-nights provided	7,310
Capacity Utilization	83.22%

Table 23 – Shelter Capacity

Conversion of 24 units is related to the Kingdom Center change of use of the facility from shelter for Women to Shelter for Women and Children.

9. Project Outcomes Data measured under the performance standards developed in consultation with the CoC(s)

Each of the ESG sub-recipients met or exceeded the Continuum of Care performance standards in the provision of services and shelter for homeless persons, for all metrics.

In FY 2015-16, the Turning Point Foundation (TPF) operated a ten-bed shelter with a 99% capacity utilization ratio. A total of 52 mentally ill adults (including 29 chronically homeless) were provided with emergency shelter by TPF. Clients also benefited from a variety of services provided by TPF, which successfully exited 43 residents to transitional or permanent housing; assisted 63% of residents in increasing their income; and linked 100% of clients without mental health services at entry to appropriate mental health services.

The Kingdom Center (TKC) provided shelter to 114 clients (66 adults and 48 children) during FY 2015-16. The TKC's 24-bed shelter had a utilization rate of 83.3%. In addition to shelter, TKC clients benefited from services, including job training and placement, completion of GED and other education, parenting resources. A total of 75% of clients had increased their income by time of exit.

The County of Ventura's Human Services Agency (VCHSA) acted as intake agenda and provider of Rapid Re-Housing and Homeless Prevention services. The Rapid Re-Housing program assisted 19 homeless persons from Oxnard, comprising ten households, in obtaining housing. Six months later, 90% of those households were stably housed. A total of 20 Oxnard residents benefited from the Homeless Prevention program. Eighty-seven percent of those households were stably housed six months later.

Community Action of Ventura County provided outreach, case management, and day services to 179 homeless persons, of whom 175 enrolled in a formal Individual Service Plan. Twenty-four of the 175 successfully completed the program (exceeding the goal of 10%); nine were placed in subsidized, transitional, or permanent housing, while 11 others were reunited with family or friends (also exceeding the goal of 10% placement).

CR-75 – Expenditures

11. Expenditures

11a. ESG Expenditures for Homelessness Prevention

	Dollar Amount of Expenditures in Program Year		
	2013	**2014**	**2015**
Expenditures for Rental Assistance	0	1,979	15,997
Expenditures for Housing Relocation and Stabilization Services - Financial Assistance	19,692	10,021	0
Expenditures for Housing Relocation & Stabilization Services - Services	6,000	5,085	4,000
Expenditures for Homeless Prevention under Emergency Shelter Grants Program	0	0	0
Subtotal Homelessness Prevention	**25,692**	**17,085**	**19,997**

Table 24 – ESG Expenditures for Homelessness Prevention

11b. ESG Expenditures for Rapid Re-Housing

	Dollar Amount of Expenditures in Program Year		
	2013	**2014**	**2015**
Expenditures for Rental Assistance	0	1,398	13,281
Expenditures for Housing Relocation and Stabilization Services - Financial Assistance	25,308	18,133	0
Expenditures for Housing Relocation & Stabilization Services - Services	9,205	6,096	6,000
Expenditures for Homeless Assistance under Emergency Shelter Grants Program	0	0	0
Subtotal Rapid Re-Housing	**34,513**	**25,627**	**19,281**

Table 25 – ESG Expenditures for Rapid Re-Housing

11c. ESG Expenditures for Emergency Shelter

	Dollar Amount of Expenditures in Program Year		
	2013	**2014**	**2015**
Essential Services	0		
Operations	79,014	106,540	70,000
Renovation	0	0	
Major Rehab	0	0	
Conversion	0	0	
Subtotal	**79,014**	**106,540**	**70,000**

Table 26 – ESG Expenditures for Emergency Shelter

OMB Control No: 2506-0117 (exp. 07/31/2015)

11d. Other Grant Expenditures

	Dollar Amount of Expenditures in Program Year		
	2013	2014	2015
HMIS	0	15,000	0
Administration	11,288	13,318	14,341
Street Outreach	0	0	38,128

Table 27 - Other Grant Expenditures

11e. Total ESG Grant Funds

Total ESG Funds Expended	2013	2014	2015
489,824	**150,507**	**177,570**	**161,747**

Table 28 - Total ESG Funds Expended

11f. Match Source

	2013	2014	2015
Other Non-ESG HUD Funds	0	109,184	66,238
Other Federal Funds	0	60,000	105,690
State Government	0	126,000	43,821
Local Government	0	191,888	327,924
Private Funds	0	409,874	446,194
Other	0	22,542	0
Fees	0	0	0
Program Income	0	0	0
Total Match Amount	**0**	**919,488**	**989,867**

Table 29 - Other Funds Expended on Eligible ESG Activities

11g. Total

Total Amount of Funds Expended on ESG Activities	2013	2014	2015
	150,507	**1,097,058**	**1,151,614**

Table 30 - Total Amount of Funds Expended on ESG Activities

EXHIBITS

EXHIBIT I	Summary of Consolidated Plan Projects for Program Year 2015, IDIS Form –PR 06
EXHIBIT II	Current CDBG Timeliness Report for Program Year 2015, IDIS Form –PR 56
EXHIBIT III	CDBG Activity Summary Report for Program Year 2015, IDIS Form –PR 03
EXHIBIT IV	Summary of Accomplishments for Program Year 2015, IDIS Form –PR 23
EXHIBIT V	CDBG Financial Summary for Program Year 2015, IDIS Form –PR 26
	Program Income Details for CDBG program Year 2015, IDIS Form –PR 09
EXHIBIT VI	ESG Financial Status Reports, Standard Form 269A for HESG 2014 and 2015
EXHIBIT VII	ESG Financial Summary for Program Year 2014 and 2015, IDIS Form –PR 91
EXHIBIT VIII	Annual Performance Report-HOME Program Year 2015, Form – HUD-40107
	Program Income Details for HOME program Year 2015, IDIS Form –PR 09
EXHIBIT IX	HOME Match Report for Program Year 2015, Form –40107-A
	HOME Matching Liability Report for Program Year 2015, IDIS Form –PR 33
EXHIBIT X	Status of HOME Activities for Program Year 2015, IDIS Form –PR 22
EXHIBIT XI	Summary of Accomplishments for HOME Program Year 2015, IDIS Form –PR 23
EXHIBIT XII	Status of HOME Grants for Program Year 2015, IDIS Form –PR 27
	Snapshot of HOME Program Performance as of 6/30/2016 for Oxnard

EXHIBIT I

Summary of Consolidated Plan Projects for Program Year 2015, IDIS Form –PR 06

PR06 - Summary of Consolidated Plan Projects for Report Year

Page by:
Grantee: OXNARD

Plan Year	IDIS Project	Project Title and Description		Program	Project Estimate	Commited Amount	Amount Drawn Thru Report Year
2015	1	CDBG15: PLANNING AND ADMINISTRATIVE COSTS	The funds for this project will provide for (1) planning activities which consist of all costs of data gathering, studies, analysis and preparation of plans and the identification of actions that will implement such plans (such as community development plans, housing including the development of a consolidated plan, reasonable costs of general environmental assessment, legal advertising...); (2) program administrative costs for overall program general management oversight and coordination (costs include but not limited to salaries and benefits, travel and training, indirect costs, monitoring program activities for progress and compliance with program requirements, coordinating the resolution of audit and monitoring findings...); (3) HOME program administrative costs to facilitate housing activities, such as monitoring for compliance of the entire HOME housing units portfolio, staff payroll expenses and other administrative expenses.	CDBG	$436,361.00	$436,361.00	$400,230.13
2015	2	CDBG15:PUBLIC SERVICES	This project will provide funds for public services including but not limited to: child care, health care, fair housing counseling, emergency and day shelter and recreational needs of the low income persons and special needs populations such as elderly person and homeless persons.	CDBG	$336,484.00	$342,614.96	$328,744.86
2015	3	CDBG15:DB-CODE COMPLIANCE	This project will provide funds to pay for salaries and benfits of code enforcement inspectors, include the cost of correcting the violations: the project will include inspection for code violations and enforcement of codes in deteriorating and detoriated areas, when such enforcement is coupled with public or private improvements, rehabilitation or services which may be expected to arrest the decline of the area.	CDBG	$200,000.00	$192,528.53	$192,528.53
2015	4	CDBG15: DB-PUBLIC IMPROVEMENTS	Funds for this project will provide for the reconstruction of public improvements such as neighborhood street and alleys located within the low and moderate income areas.	CDBG	$12,000.00	$362,000.00	$0.00
2015	5	CDBG15: DB-PUBLIC FACILITIES	Funds for this project will provide for the rehabilitation of public facilities such as public buildings, parks...	CDBG	$524,981.00	$174,981.00	$8,739.27
2015	6	CDBG15: DB-HOUSING SF REAHBILITATION ACTIVITIES	Funds for this project will assist eligible Oxnard residents with loans up to $25,000 for the rehabilitation of housing units and also provide funds for housing services provided by staff, eligible under 570.201(k)	CDBG	$364,224.00	$180,162.00	$0.00
2015	7	CDBG15: DB-1ST TIME HB ASSISTANCE	Funds for this project will assist eligible Oxnard residents with loans up to $25,000 for the 1st time purchase of housing units and also provide funds for housing services provided by staff, eligible under 570.201(k)	CDBG	$125,000.00	$220,356.00	$121,179.00

PR06 - Summary of Consolidated Plan Projects for Report Year

Page by:
Grantee: OXNARD

Plan Year	IDIS Project	Project Title and Description		Program	Project Estimate	Commited Amount	Amount Drawn Thru Report Year
2015	8	CDBG15: DB-HOUSING SERVICES FOR CDBG AND HOME HSG ACTIVITIES		CDBG	$183,253.00	$183,253.00	$87,351.92
2015	9	HOME15: ADMINISTRATION	General personnel and administratvie expenses for the HOME grant (10% of the annual allocation plus program income)	HOME	$56,117.00	$78,721.90	$43,896.23
2015	10	HOME15: CHDO SET ASIDES	Funds for this project is to provide set asides funds to be awarded to a local CHDO to develop, acquire and rehabilitate affordable housing units.	HOME	$255,057.00	$0.00	$0.00
2015	11	HOME15: HB DIRECT ASSISTANCE	Funds for this project will assist eligible Oxnard residents with financial asistance up to $30,000 per loan to defray down-payment and closing costs toward the purchase of a home as a first-time homebuyer.	CDBG	$0.00	$25,000.00	$0.00
2015	11	HOME15: HB DIRECT ASSISTANCE	Funds for this project will assist eligible Oxnard residents with financial asistance up to $30,000 per loan to defray down-payment and closing costs toward the purchase of a home as a first-time homebuyer.	HOME	$200,000.00	$25,000.00	$0.00
2015	12	HOME15: HOUSING REHABILITATION ACTIVITIES	Funds for this project will assist eligible Oxnard homeowners with financial asistance up to $30,000 per loan to rehabilitate the housing units.	HOME	$200,000.00	$29,435.00	$0.00
2015	13	HESG15: EMERGENCY SOLUTIONS GRANT	Funds will provide financial assistance to various services providers for emergency shelter, homeless prevention, rapid re-housing and HMIS activities to serve the homeless persons and families, as well as, those at-risk of becoming homeless households.	HESG	$191,219.00	$191,219.00	$145,948.58

EXHIBIT II

Current CDBG Timeliness Report for Program Year 2015, IDIS Form –PR 56

U.S. Department of Housing and Urban Development
Office of Community Planning and Development
Integrated Disbursement and Information System

Current CDBG Timeliness Report
Grantee : OXNARD, CA

PGM YEAR	PGM YEAR START DATE	TIMELINESS TEST DATE	CDBG GRANT AMT	--- LETTER OF CREDIT BALANCE --- UNADJUSTED	ADJUSTED FOR PI	DRAW RATIO UNADJ	ADJ	MINIMUM DISBURSEMENT TO MEET TEST UNADJUSTED	ADJUSTED
2015	07-01-15	05-02-16	2,131,803.00	3,041,984.49	3,046,202.23	1.43	1.43		
2016	07-01-16	05-02-17	UNAVAILABLE	2,382,409.10	2,382,409.10	******	******	GRANT UNAVAILABLE FOR CALCULATION	

EXHIBIT III

CDBG Activity Summary Report for Program Year 2015, IDIS Form –PR 03

PGM Year: 1994
Project: 0002 - CONVERTED CDBG ACTIVITIES
IDIS Activity: 2 - CDBG COMMITTED FUNDS ADJUSTMENT

Status: Open 6/30/1995 12:00:00 AM
Location:

Objective:
Outcome:
Matrix Code: Public Facilities and Improvement (General) (03)
National Objective:

Initial Funding Date: 01/01/0001
Description:

Financing

	Fund Type	Grant Year	Grant	Funded Amount	Drawn In Program Year	Drawn Thru Program Year
CDBG	EN	Pre-2015		$18,213,303.94	$0.00	$0.00
		1988	B88MC060534		$0.00	$1,861,000.00
		1989	B89MC060534		$0.00	$1,925,000.00
		1990	B90MC060534		$0.00	$1,840,000.00
		1991	B91MC060534		$0.00	$2,056,000.00
		1992	B92MC060534		$0.00	$2,200,000.00
		1993	B93MC060534		$0.00	$2,616,000.00
		1994	B94MC060534		$0.00	$2,849,000.00
		1995	B95MC060534		$0.00	$2,866,303.94
Total	**Total**			**$18,213,303.94**	**$0.00**	**$18,213,303.94**

Proposed Accomplishments

Actual Accomplishments

Number assisted:	Owner		Renter		Total		Person	
	Total	Hispanic	Total	Hispanic	Total	Hispanic	Total	Hispanic
White:					0	0		
Black/African American:					0	0		
Asian:					0	0		
American Indian/Alaskan Native:					0	0		
Native Hawaiian/Other Pacific Islander:					0	0		
American Indian/Alaskan Native & White:					0	0		
Asian White:					0	0		
Black/African American & White:					0	0		
American Indian/Alaskan Native & Black/African American:					0	0		
Other multi-racial:					0	0		

Asian/Pacific Islander:					0	0		
Hispanic:					0	0		
Total:	**0**	**0**	**0**	**0**	**0**	**0**	**0**	**0**
Female-headed Households:					0			

Income Category:	Owner	Renter	Total	Person
Extremely Low			0	
Low Mod			0	
Moderate			0	
Non Low Moderate			0	
Total	0	0	0	0
Percent Low/Mod				

Annual Accomplishments

No data returned for this view. This might be because the applied filter excludes all data.

PGM Year: 2010
Project: 0028 - CDBG10 CIP - CAMPUS PARK REHABILITATION
IDIS Activity: 1691 - CDBG09: CIP-CAMPUS PARK GYMNASIUM

Status: Open
Location: 309 S K St Oxnard, CA 93030-5212

Objective: Create suitable living environments
Outcome: Availability/accessibility
Matrix Code: Parks, Recreational Facilities (03F)
National Objective: LMA

Initial Funding Date: 10/08/2009

Description:

THE CAMPUS PARK PROJECT GYMNASIUM IMPROVEMENTS CONSISTED OF REPLACING THE ENTIRE BASKETBALL COURT FLOOR, ADDED NEW MOTORIZED BLEACHER ON THE SOUTH SIDE AND MOTORIZED THE ONE ON THE NORTH.
THE MAIN, NORTH AND SOUTH LOBBIES WERE REFURBISHED, NEW FLOORING, CEILING AND LIGHTING WAS ADDED, INCLUDING NEW DISPLAY CABINETS.

Financing

	Fund Type	Grant Year	Grant	Funded Amount	Drawn In Program Year	Drawn Thru Program Year
CDBG	EN	Pre-2015		$2,734,826.38	$0.00	$0.00
		2008	B08MC060534		$0.00	$12,394.50
		2009	B09MC060534		$0.00	$881,514.83
		2010	B10MC060534		$0.00	$378,898.82
		2011	B11MC060534		$0.00	$38,705.07
		2012	B12MC060534		$0.00	$39,756.77
		2013	B13MC060534		$0.00	$788,968.21
		2014	B14MC060534		$563,841.84	$575,964.43
	PI			$79,873.62	$0.00	$79,873.62
Total	**Total**			**$2,814,700.00**	**$563,841.84**	**$2,796,076.25**

Proposed Accomplishments

Public Facilities : 1
Total Population in Service Area: 1,095
Census Tract Percent Low / Mod: 71.90

Annual Accomplishments

Years	Accomplishment Narrative	# Benefitting
2009	NO EXPENSES WERE INCURRED FOR THE FIRST QUARTER. DURING THE SECOND QUARTER, $8,444.50 WAS SPENT. NO EXPENSES WERE INCURRED FOR THE THIRD QUARTER. THE DESIGN FOR PHASE II HAS BEEN COMPLETED.	

Years	Accomplishment Narrative	# Benefitting
2010	NO EXPENSES WERE INCURRED DURING THE FIRST QUARTER. FOR THE SECOND QUARTER, $16,872.81 WAS SPENT. FOR THE THIRD QUARTER,$102,507.02 WAS SPENT. FOR THE FOURTH QUARTER,$922,792.89 WAS SPENT. THE CAMPUS PARK-GYMNASIUM IMPROVEMENT PROJECT CONSISTED OF: *REPLACING THE ENTIRE BASKETBALL COURT FLOOR, AND ADDING NEW MOTORIZED BLEACHER ON THE SOUTH SIDE AND MONITORIZING THE BLEACHER ON THE NORTH SIDE, *REFURBISHING THE MAIN, NORTH AND SOUTH LOBBIES BY ADDING THE NEW FLOORING, CEILING AND LIGHTING AND NEW DISPLAY CABINETS TO THE MAIN CORRIDOR. ALL SIX BASKETBALL BACKBOARDS WERE REPLACED, INCLUDING FRAMING ON THE MAIN COURTS AND ADDED SAFETY SUPPORTS FOR THE SIDE COURTS. ALSO, THE NORTH AND SOUTH LOCKER ROOM WINGS WERE DEMOLISHED AND ABATED. THE EXTERIOR OF THE LOCKER ROOM WINGS AND WEST AND EAST SIDE OF THE GYMNASIUM WERE PAINTED. THE MAJOR MILESTONE COMPLETED WAS THE COMPLETION OF THE GYM FLOOR, BASKETBALL BACKBORDS, LOBBIES RENOVATION, AND THE INTERIOR REMODEL OF THE ASBESTOS, LEAD PAINT AND REMOVAL OF WALLS AND FLOORING IN PREPARATION FOR THE NEXT PHASE. IN ADDITION THE DESIGN FOR THE LOCKER ROOMS ALSO STARTED.	
2011	NO EXPENSES WERE INCURRED THE FIRST QUARTER. DURING THE SECOND QUARTER OF 2011, 92,092.56 WAS SPENT. DURING THE THIRD QUARTER, $1,317.50 WAS SPENT. DURING THE FOURTH QUARTER, ACCRUED EXPENSES WAS $7,134.68. THE MAJOR MILESTONE COMPLETED WAS THE COMPLETION OF THE GYM FLOOR, BASKETBALL BACKBORDS, LOBBIES RENOVATION, AND THE INTERIOR REMODEL OF THE ASBESTOS, LEAD PAINT AND REMOVAL OF WALLS AND FLOORING IN PREPARATION FOR THE NEXT PHASE. IN ADDITION THE DESIGN FOR THE LOCKER ROOMS ALSO STARTED.	
2012	FOR THE FIRST QUARTER, $37,595.07 WAS SPENT. FOR THE SECOND QUARTER, $1,110.00 WAS SPENT. FOR THE THIRD QUARTER, NO EXPENSES WERE INCURRED. FOR THE FOURTH QUARTER, NO EXPENSES WERE INCURRED. THIS PROJECT IS UNDER IT'S DESIGN PHASE WHICH WILL BE COMPLETED DECEMBER 2013. IN EARLY TO MID 2014, THIS PROJECT WILL GO OUT TO BID.	
2013	PROJECT STATUS: THIS PROJECT INVOLVES RENOVATIONS TO OLD HIGH SCHOOL GYM LOCKER ROOM ON THE NORTH SIDE. THE INTERIOR HAS BEEN REMOVED AND ABATED AND IS NOW EMPTY SPACE. THE DESIGN PLANS ARE TO MAKE THIS EMPTY SPACE INTO USEABLE AREAS FOR VARIOUS COMMUNITY PROGRAMS. THESE DESIGN PLANS HAVE BEEN THROUGH CITY OF OXNARD BUILDING AND SAFETY PLAN CHECK PROCESS AND HAVE HAD REVISIONS DONE FOR FOLLOW-UP PLAN CHECKING. TECHNICAL SPECIFICATIONS HAVE BEEN PREPARED AND THESE ARE NOW READY AND PREPARED BY CITY STAFF TO START THE PUBLIC BID PROCESS. THE CURRENT SCHEDULE IS TO START THE PUBLIC BID WINDOW THE SECOND WEEK OF SEPTEMBER WITH BIDS SCHEDULED FOR OPENING MID-OCTOBER. PROBLEMS: THERE WERE REQUIRED REVISIONS TO PLANS AND TECHNICAL SPECIFICATIONS TO MEET CITY STANDARDS AND BUILDING AND SAFETY REQUIREMENTS. SOME ARE IN ORDER TO TRY AND REDUCE CONSTRUCTION COST AND STILL COMPLY WITH CODE REQUIREMENTS. FOR THE FIRST QUARTER,$400.00 WAS SPENT. FOR THE SECOND QUARTER,$49,671.00 WAS SPENT. FOR THE THRID QUARTER,THE DESIGN OF THE WING AREA IS IN DEVELOPMENT SERVICES BUILDING AND SAFETY PLAN CHECK.$48,660.64 WAS SPENT. FOR THE FOURTH QUARTER,PUBLIC SPECIFICATIONS ARE BEING FINALIZED SO THAT A PUBLIC BID CAN TAKE PLACE. ESTIMATE THAT WILL BE BY THE END OF JULY 2014 AND $19,427.75 WAS SPENT.	

Years	Accomplishment Narrative	# Benefitting
2014	FOR THE FIRST QUARTER, THE PLANS AND SPECIFICATION WERE COMPLETED AND PLAN CHECKED AND PROJECT APPROVED TO CONDUCT A PUBLIC BID BY COUNCIL. PROJECT WAS ADVERTISED AND POSTED AT ON-LINE PLAN ROOM AND PUBLIC BID OPENED SEPTEMBER 8, 2014; A PRE-BID MEETING ON SEPTEMBER 17, 2014 AND PUBLIC BID OPENING ON OCTOBER 8, 2014. FOR THE SECOND QUARTER, $5,043.70 WAS SPENT AND A PUBLIC BID FOR THE PROJECT WAS CONDUCTED AND THE LOW BID PACKAGE WENT TO COUNCIL FOR APPROVAL, WHICH INVOLVED ADDITIONAL FUNDING APPROVAL. THE CONTRACT FOR THE LOW BIDDER WAS PREPARED. AWAITING BONDS AND INSURANCE DOCUMENTS BEFORE SIGNING CONTRACT. FOR THE THIRD QUARTER, $684,876.30 WAS SPENT AND THE BUILDING WAS PREPARED FOR NEW ROOF; AREA INTERIORS ARE BEING MADE READY FOR START OF INSTALLATION OF NEW FINISHES TO WALLS, CEILINGS, AND PATCHES TO CONCRETE FLOORS. NEW INTERIOR WILL BE ADDED TO THE WALLS TO MAKE SEPARATE ACTIVITY AND CLASS AREAS; NEW WINDOWS AND NEW RESTROOMS ARE BEING READIED FOR INSTALLATION. FOR THE FOURTH QUARTER, $21,018.63 WAS SPENT AND ROUGH PLUMBING,PARTIAL FRAMING OF THE WALL, AND ROOF WERE COMPLETED. FOR FY2014-15, CONSTRUCTION ON NEW ROOF AND INTERIOR WORK ON THE ACTIVITY AREAS WAS COMPLETED, WINDOWS AND DOORS INSTALLATION IS 75% COMPLETE. COMPLETION OF MAJOR WORK IS ESTIMATED TO BE BY THE END OF SEPTEMBER 2015.	
2015	CAMPUS PARK GYMNASIUM RENOVATION NORTH WIND PROJECT: FIRST QUARTER FY2015-16(1)THE WALLS WERE COMPLETED AS OF SEPTEMBER 2015 INCLUDING ROUGH ELECTRICAL, PLUMBING, FRAMING, DRYWALL AND PARTIAL PAINT; AND (2)BEGAN WITH THE FINISHES SUCH AS PAINT, LIGHT FIXTURES, AND FLOORING. SECOND QUARTER FY2015-16: ALL THE LIGHT FIXTURES AND FIRE ALARM WERE INSTALLED AND ARE FULLY FUNCTIONAL. TOLIETS AND SINKS WERE ALSO INSTALLED. FOR THE THIRD QUARTER, THE PROJECT WAS COMPLETED, MAINLY ALL THE FINISHES, SUCH AS PAINT, PLUMBING, ELECTRICAL FINISHES, AND FLOORING. FOR THE FOURTH QUARTER, CONSTRUCTION WAS COMPLETED BUT THE PROJECT WAS NOT COMPLETED.	

PGM Year: 2013
Project: 0021 - CDBG13: CIP-PARKING AND ALLEYWAYS RECONSTRUCTION
IDIS Activity: 1961 - CDBG13: CIP COLONIA RD PARKING LOTS AND ALLEY DRIVE

Status: Completed 5/31/2016 12:00:00 AM
Location: 1470 E Colonia Rd Oxnard, CA 93030-3714

Objective: Create suitable living environments
Outcome: Sustainability
Matrix Code: Parking Facilities (03G)
National Objective: LMA

Initial Funding Date: 10/30/2013

Description:

RECONSTRUCTION OF PARKING LOT AND ALLEY-DRIVES AT THE HOUSING AUTHORITY MULTI-SERVICE CENTER: THIS COMPONENT OF PROJECT INVOLVES THE PAVEMENT RECONSTRUCTION OF THE PARKING LOT LOCATED ON THE WESTSIDE OF THE MULT-SERVICE CENTER AND THE RECONSTRUCTION OF ALLEY-DRIVES FROM 1470 COLONIA ROAD TO THE MULTI-SERVICE CENTER IN THE LA COLONIA NEIGHBORHOOD.
NEW STRIPING AND MARKINGS FOR PARKING STALL LINES ARE INCLUDED.

Financing

	Fund Type	Grant Year	Grant	Funded Amount	Drawn In Program Year	Drawn Thru Program Year
CDBG	EN	Pre-2015		$238,430.00	$0.00	$0.00
		2013	B13MC060534		$0.00	$207,518.88
		2014	B14MC060534		$30,911.12	$30,911.12
Total	**Total**			**$238,430.00**	**$30,911.12**	**$238,430.00**

Proposed Accomplishments

Public Facilities : 1
Total Population in Service Area: 1,718
Census Tract Percent Low / Mod: 94.50

Annual Accomplishments

Years	Accomplishment Narrative	# Benefitting
2013	THE BID OPENING IS SCHEDULED FOR SEPTEMBER 17, 2014. THE PROJECT AWARD APPROVAL WILL BE SUBMITTED TO COUNCIL IN OCTOBER 2014. CONSTRUCTION SHOULD START BY DECEMBER 2014 OR JANUARY 2015. FOR QUARTERS 1 THROUGH 4, NO EXPENSES WERE INCURRRED.	
2014	FOR THE FIRST QUARTER, ON JUNE 17, 2014, THE CITY COUNCIL APPROVED THE PLANS AND SPECIFICATIONS OF PROJECT PW10-12 AND AUTHORIZED STAFF TO SOLICIT BIDS FOR THE PROJECT. NO EXPENSE WERE INCURRED IN THE FIRST QUARTER. FOR THE SECOND QUARTER, ON OCTOBER 21, 2014, STAFF WILL RECOMMEND TO AWARD CONSTRUCTION CONTRACT TO TORO ENTERPRISES. PROJECT WILL BEGIN IN QUARTER 2. $2,755.15 WAS SPENT IN THE SECOND QUARTER. IN FY2014-15, THE CONSTRUCTION PHASE FOR THE PROJECT IS 100% COMPLETE. THE PROJECT IS CURRENTLY IN THE PROJECT CLOSE-OUT PHASE. THE "NOTICE OF COMPLETEION" WILL BE RECORDED THE WEEK OF SEPTEMBER 2015. CLOSE OUT DOCUMENTS ARE BEING PROCESSED AND RELEASE OF RETENTION WILL BE DONE WITHIN 90 DAYS. FOR THE THIRD QUARTER, $12,700.40 WAS SPENT.	

Years	Accomplishment Narrative	# Benefitting
2015	RECONSTRUCTION OF PARKING LOT AND ALLEY-DRIVES AT THE HOUSING AUTHORITY MULTI-SERVICE CENTER: THIS PROJECT COMPONENT INVOLVED THE PAVEMENT RECONSTRUCTION OF THE PARKING LOT LOCATED ON THE WESTSIDE OF THE MULTI-SERVICE CENTER AND THE RECONSTRUCTION OF ALLEY-DRIVES FROM 1470 COLONIA ROAD TO THE MULTI-SERVICE CENTER IN THE LA COLONIA NEIGHBORHOOD. NEW STRIPPING AND MARKINGS FOR PARKING STALL LINES WERE INCLUDED.	

PGM Year: 2014
Project: 0007 - CDBG14:DB-PUBLIC IMPROVEMENTS
IDIS Activity: 2033 - CDBG14: DB-ALLEYWAY RECONSTRUCTION HAMILTON/DALLAS & NORMA

Status: Open
Location: 4405 Dallas Dr Oxnard, CA 93033-7405

Objective: Provide decent affordable housing
Outcome: Affordability
Matrix Code: Street Improvements (03K)
National Objective: LMA

Initial Funding Date: 11/17/2014

Description:

THE PLANNED RECONSTRUCTION OF THE ALLEYWAY EAST OF A STREET IS OF 3,970 LINEAR FEET WITHIN ACCESS TO NUMBEROUS RESIDENTIAL HOMES, APARTMENT COMPLEXES AND AUTOMOBILE PARKING PORTS.
THE CONCRETE PAVEMENT OF THE ALLEYWAY IS SEVERELY DISTRESSED AND REQUIRES SIGNIFICANT STRUCTURAL STENGTHENING.
THE ALLEY DRIVES ARE DEDICATED TO THE CITY OF OXNARD AS RIGHT OF WAY TO THE GENERAL PUBLIC.
THE EXISTING PAVEMENTS ARE WORN OUT SUBSTANTIALLY WITH A LOT OF POTHOLES MAKING THE TRAFFIC DIFFICULT FOR THE RESIDENTS AND FOR THE COMMUTERS AND PRESENTS DANGER TO THE GENERAL PUBLIC.THE PROJECT CONSISTS OF REPLACING THE EXISTING ASPHALT SURFACE WITH CONCRETE AT THE SUBJECT LOCATIONS.
THE PROJECTS INCLUDE THE INSTALLATION OF 6-INCH CEMENT CONCRETE PAVEMENT OVER A 6-INCH AGGREGATE BASE ADJUSTMENT TO MANHOLES, WATER VALVES, AND WATER METER COVERS TO FINISHED GRADE.
THE PROJECT PLANS AND SPECIIFICATIONS ARE DESIGNED TO PROVIDE A USEFUL LIFE CYCLE OF APPROXIMATELY 20 TO 30 YEARS TO ALL IMPROVEMENTS AND ARE IN COMPLIANCE WITH THE AMERICAN WITH DISABILITIES ACT.

Financing

	Fund Type	Grant Year	Grant	Funded Amount	Drawn In Program Year	Drawn Thru Program Year
CDBG	EN	Pre-2015		$577,886.00	$0.00	$0.00
Total	**Total**			**$577,886.00**	**$0.00**	**$0.00**

Proposed Accomplishments

People (General) : 3,920
Total Population in Service Area: 5,485
Census Tract Percent Low / Mod: 67.64

Annual Accomplishments

Years	Accomplishment Narrative	# Benefitting
2014	FOR QUARTERS ONE THROUGH THREE, NO RECONSTRUCTION TOOK PLACE. PLANNED RECONSTRUCTION WAS SCHEDULED FOR THE SUMMER OR FALL OF CALENDAR 2015. FOR THE FOURTH QUARTER, PROJECT DRAWINGS WERE COMPLETED. PROJECT WILL GO OUT TO BID NEXT QUARTER. IN FY2014-15, COST ESTIMATE FOR ALL 3 LOCATIONS WERE DEVELOPED, AND A BID SCHEDULE WAS COMPLETED. IN JULY 2015 PROJECT SPECIFICATIONS WENT TO COUNCIL FOR APPROVAL. AND RECOMMENDATIONS TO COUNCIL WITH THE LOWEST BID WILL DONE IN OCTOBER 2015. CONSTRUCTION WILL START NOVEMBER 2015. FEBRUARY 2016 THE PROJECT WILL BE COMPLETED. AS OF 2/23/16, THE PROJECT IS DELAYED AND PLANS AND SPECIFICATIONS ARE EXPECTED TO GO TO CITY COUNCIL FOR APPROVAL ON MARCH 15, 2016. FOR THE FIRST QUARTER FY2015-16, TWO MEETINGS TOOK PLACE TO DISCUSS THREE LOCATIONS AND RECONSTRUCTION OF ALLEYWAYS. FOR THE SECOND QUARTER, WORK WAS ON THE PLANS AND SPECIFICATIONS FOR PROJECT. PROGRAM MANAGER WILL GO TO CITY COUNCIL ON NOVEMBER 17 2015 TO GET APPROVAL FOR STAFF TO SOLICIT BIDS FOR SPECIFICATION UD14-02 ALLEY RECONSTRUCTION.	
2015	SCHEDULE FORECAST 1. Received Bids throughout July 2016. 2. Contract Execution Estimated Date: Executed/Approved Contract from City Council (early October 2016 - 10/4 approximately) 3. Project will be submitted to Council Early October 2016 4. Contractor will start the job on October 18, 2016. 5. Estimated time frame for construction is 40 working days or approximately early December 2016. PART II - PROBLEMS -The main delay is that the long-time Public Works Contract Construction Coordinator retired and the bid process got backed up.	

PGM Year: 2013
Project: 0014 - CDBG13: CIP-MOBILEHOME REHABILITATION
IDIS Activity: 2057 - CDBG-MH CORONA - 134 YOSEMITE DR. #122 MH REAH

Status: Completed 6/30/2016 12:00:00 AM
Location: 134 Yosemite Dr Oxnard, CA 93033-6910

Objective: Create suitable living environments
Outcome: Sustainability
Matrix Code: Rehab; Single-Unit Residential (14A)
National Objective: LMH

Initial Funding Date: 05/06/2015

Description:

REHABILITATION OF MANUFACTURED HOME

Financing

	Fund Type	Grant Year	Grant	Funded Amount	Drawn In Program Year	Drawn Thru Program Year
CDBG	EN	Pre-2015		$26,874.29	$0.00	$0.00
		2013	B13MC060534		$0.00	$22,699.00
		2014	B14MC060534		$4,175.29	$4,175.29
	PI			$3,125.71	$3,125.71	$3,125.71
Total	**Total**			**$30,000.00**	**$7,301.00**	**$30,000.00**

Proposed Accomplishments

Housing Units : 1

Actual Accomplishments

Number assisted:	Owner		Renter		Total		Person	
	Total	Hispanic	Total	Hispanic	Total	Hispanic	Total	Hispanic
White:	1	1	0	0	1	1	0	0
Black/African American:	0	0	0	0	0	0	0	0
Asian:	0	0	0	0	0	0	0	0
American Indian/Alaskan Native:	0	0	0	0	0	0	0	0
Native Hawaiian/Other Pacific Islander:	0	0	0	0	0	0	0	0
American Indian/Alaskan Native & White:	0	0	0	0	0	0	0	0
Asian White:	0	0	0	0	0	0	0	0
Black/African American & White:	0	0	0	0	0	0	0	0
American Indian/Alaskan Native & Black/African American:	0	0	0	0	0	0	0	0
Other multi-racial:	0	0	0	0	0	0	0	0
Asian/Pacific Islander:	0	0	0	0	0	0	0	0
Hispanic:	0	0	0	0	0	0	0	0

Total:	**1**	**1**	**0**	**0**	**1**	**1**	**0**	**0**
Female-headed Households:	0		0		0			

Income Category:

	Owner	Renter	Total	Person
Extremely Low	1	0	1	0
Low Mod	0	0	0	0
Moderate	0	0	0	0
Non Low Moderate	0	0	0	0
Total	1	0	1	0
Percent Low/Mod	100.0%		100.0%	

Annual Accomplishments

Years	Accomplishment Narrative	# Benefitting
2015	Assisted in repairing the mobilehome with the following scope of work: termite inspection, front porch flooring, front porch railings, exit steps, porch light, foundation vents and crawlspace, water heater enclosure door, furnace, new windows, sliding glass door repair/replacement, weatherization, smoke detector, kitchen hood, bathroom repairs, bedroom subfloor, wood paneling, and ceiling repairs.	

PGM Year: 2013
Project: 0013 - CDBG13: CIP-REHABILITATION OF SF HOUSING UNITS
IDIS Activity: 2059 - CDBG-SF AVILES - 404 W. ROBERT AVENUE

Status: Completed 6/30/2016 12:00:00 AM
Location: 404 W Robert Ave Oxnard, CA 93030-4239

Objective: Create suitable living environments
Outcome: Affordability
Matrix Code: Rehab; Single-Unit Residential (14A)
National Objective: LMH

Initial Funding Date: 04/13/2015

Description:

REHABILITATION OF SFR

Financing

	Fund Type	Grant Year	Grant	Funded Amount	Drawn In Program Year	Drawn Thru Program Year
CDBG	EN	Pre-2015		$37,342.00	$0.00	$0.00
		2013	B13MC060534		$0.00	$33,084.96
		2014	B14MC060534		$4,256.64	$4,257.04
Total	**Total**			**$37,342.00**	**$4,256.64**	**$37,342.00**

Proposed Accomplishments

Housing Units : 1

Actual Accomplishments

Number assisted:	Owner		Renter		Total		Person	
	Total	Hispanic	Total	Hispanic	Total	Hispanic	Total	Hispanic
White:	1	1	0	0	1	1	0	0
Black/African American:	0	0	0	0	0	0	0	0
Asian:	0	0	0	0	0	0	0	0
American Indian/Alaskan Native:	0	0	0	0	0	0	0	0
Native Hawaiian/Other Pacific Islander:	0	0	0	0	0	0	0	0
American Indian/Alaskan Native & White:	0	0	0	0	0	0	0	0
Asian White:	0	0	0	0	0	0	0	0
Black/African American & White:	0	0	0	0	0	0	0	0
American Indian/Alaskan Native & Black/African American:	0	0	0	0	0	0	0	0
Other multi-racial:	0	0	0	0	0	0	0	0
Asian/Pacific Islander:	0	0	0	0	0	0	0	0
Hispanic:	0	0	0	0	0	0	0	0
Total:	**1**	**1**	**0**	**0**	**1**	**1**	**0**	**0**

Female-headed Households:	0	0	0

Income Category:

	Owner	Renter	Total	Person
Extremely Low	1	0	1	0
Low Mod	0	0	0	0
Moderate	0	0	0	0
Non Low Moderate	0	0	0	0
Total	1	0	1	0
Percent Low/Mod	100.0%		100.0%	

Annual Accomplishments

Years	Accomplishment Narrative	# Benefitting
2014	Property in need of the following repairs: New cap roof, windows, sliding glass door, exterior doors, water heater and garage door. As of 6/30/15 the items completed were the roof and windows. Work estimated to be completed by or before August 4, 2015.	

PGM Year: 2013
Project: 0014 - CDBG13: CIP-MOBILEHOME REHABILITATION
IDIS Activity: 2062 - CDBG-MH RODRIGUEZ - 1300 E. PLEASANT VALLEY RD. #91 MH REHAB

Status: Completed 11/25/2015 12:00:00 AM
Location: 1300 E Pleasant Valley Rd Spc 91 Oxnard, CA 93033-1155

Objective: Create suitable living environments
Outcome: Affordability
Matrix Code: Rehab; Single-Unit Residential (14A)
National Objective: LMH

Initial Funding Date: 04/28/2015

Description:

REHABILITATION OF MANUFACTURED HOME

Financing

	Fund Type	Grant Year	Grant	Funded Amount	Drawn In Program Year	Drawn Thru Program Year
CDBG	EN	Pre-2015		$30,000.00	$0.00	$0.00
		2013	B13MC060534		$0.00	$815.00
		2014	B14MC060534		$28,088.00	$29,185.00
Total	**Total**			**$30,000.00**	**$28,088.00**	**$30,000.00**

Proposed Accomplishments

Housing Units : 1

Actual Accomplishments

Number assisted:	Owner		Renter		Total		Person	
	Total	Hispanic	Total	Hispanic	Total	Hispanic	Total	Hispanic
White:	2	2	0	0	2	2	0	0
Black/African American:	0	0	0	0	0	0	0	0
Asian:	0	0	0	0	0	0	0	0
American Indian/Alaskan Native:	0	0	0	0	0	0	0	0
Native Hawaiian/Other Pacific Islander:	0	0	0	0	0	0	0	0
American Indian/Alaskan Native & White:	0	0	0	0	0	0	0	0
Asian White:	0	0	0	0	0	0	0	0
Black/African American & White:	0	0	0	0	0	0	0	0
American Indian/Alaskan Native & Black/African American:	0	0	0	0	0	0	0	0
Other multi-racial:	0	0	0	0	0	0	0	0
Asian/Pacific Islander:	0	0	0	0	0	0	0	0
Hispanic:	0	0	0	0	0	0	0	0
Total:	**2**	**2**	**0**	**0**	**2**	**2**	**0**	**0**

Female-headed Households:	2	0	2

Income Category:

	Owner	Renter	Total	Person
Extremely Low	0	0	0	0
Low Mod	2	0	2	0
Moderate	0	0	0	0
Non Low Moderate	0	0	0	0
Total	2	0	2	0
Percent Low/Mod	100.0%		100.0%	

Annual Accomplishments

Years	Accomplishment Narrative	# Benefitting
2014	Property in need of the following repairs: scope of work: new cap roof, new windows, new water heater, front entry door, rear exit door, entry & exit steps, kitchen, electrical outlets, bathroom repairs, smoke detector, and accessories. Funding for this activity was available as of 6/15/2015 therefore as of 6/30/15 work had not gotten started. It is anticipated for work to be completed before 09/01/2015.	
2015	Property in need of the following repairs: scope of work: new cap roof, new windows, new water heater, front entry door, rear exit door, entry & exit steps, kitchen, electrical outlets, bathroom repairs, smoke detector, and accessories. Funding for this activity was available as of 6/15/2015 therefore as of 6/30/15 work had not gotten started. It is anticipated for work to be completed before 09/01/2015. Completion date 9/1/15.	

PGM Year: 2014
Project: 0016 - CDBG14 DB-FIRST TIME HOMEBUYER
IDIS Activity: 2070 - Rodriguez Pedro-HB

Status: Completed 11/2/2015 12:00:00 AM
Location: 222 E 7th St Oxnard, CA 93030-7100

Objective: Provide decent affordable housing
Outcome: Affordability
Matrix Code: Direct Homeownership Assistance (13)
National Objective: LMH

Initial Funding Date: 10/14/2015
Description:

Financing

	Fund Type	Grant Year	Grant	Funded Amount	Drawn In Program Year	Drawn Thru Program Year
CDBG	PI			$13,167.00	$13,167.00	$13,167.00
Total	**Total**			**$13,167.00**	**$13,167.00**	**$13,167.00**

Proposed Accomplishments

Households (General) : 1

Actual Accomplishments

Number assisted:	Owner		Renter		Total		Person	
	Total	Hispanic	Total	Hispanic	Total	Hispanic	Total	Hispanic
White:	1	1	0	0	1	1	0	0
Black/African American:	0	0	0	0	0	0	0	0
Asian:	0	0	0	0	0	0	0	0
American Indian/Alaskan Native:	0	0	0	0	0	0	0	0
Native Hawaiian/Other Pacific Islander:	0	0	0	0	0	0	0	0
American Indian/Alaskan Native & White:	0	0	0	0	0	0	0	0
Asian White:	0	0	0	0	0	0	0	0
Black/African American & White:	0	0	0	0	0	0	0	0
American Indian/Alaskan Native & Black/African American:	0	0	0	0	0	0	0	0
Other multi-racial:	0	0	0	0	0	0	0	0
Asian/Pacific Islander:	0	0	0	0	0	0	0	0
Hispanic:	0	0	0	0	0	0	0	0
Total:	**1**	**1**	**0**	**0**	**1**	**1**	**0**	**0**
Female-headed Households:	0		0		0			

Income Category:	Owner	Renter	Total	Person
Extremely Low	0	0	0	0
Low Mod	1	0	1	0
Moderate	0	0	0	0
Non Low Moderate	0	0	0	0
Total	1	0	1	0
Percent Low/Mod	100.0%		100.0%	

Annual Accomplishments

Years	Accomplishment Narrative	# Benefitting
2015	Assisted for the purchase of a property with a cost of $381,629. The City provided $71,321($13,167 CDBG and $30,000 BEGIN and $28,154 Agency/HOME that was assumed from the previous buyer/seller which he had obtained when the property was purchased. Homebuyer obtained a mortgage loan from Prospect Mortgage for $190,000 and provided a down payment of $4,270.00	

PGM Year: 2015
Project: 0001 - CDBG15: PLANNING AND ADMINISTRATIVE COSTS
IDIS Activity: 2072 - CDBG15: ADMIN-GRANTS MANAGEMENT

Status: Open
Location: ,

Objective:
Outcome:
Matrix Code: General Program Administration (21A)
National Objective:

Initial Funding Date: 10/12/2015

Description:

THE PROPOSED FUNDING WILL PROVIDE FOR THE ADMINISTRATIVE ACTIVITIES OF CDBG AND OTHER GRANT PROGRAMS FOR THE PREPARATION FOR THE CONSOLIDATED PLAN, THE ACTION PLAN, THE CAPER, HOMELESSNESS PLAN, AND PREPARE AND FINALIZE THE 20156-17 ANNUAL ACTION PLAN (COORDINATE MEETING WITH OXNARD CITIZEN ADVISORY GROUPS, ORGANIZE THE WORKSHOPS, PREPAREAND ACCEPT APLLICATIONS, PREPARE ELGIBILITY SHEETS, COORDINATE THE REVIEW PANEL, PREPARE THE BUDGET INFORMATION FOR CDBG, HOME AND ESG ...);COORDINATE AND COMPLETE THE 2015-16 CAPER AND ADMINISTRATE AND MANAGE THE CDBG GRANT PROGRAM DURING THE FISCAL YEAR 2015-16 (PREPARE YEARLY AGREEMENTS, PREPARE ENVIRONMENTAL REVIEW REPORTS FOR THE THREE ENTITLEMENT GRANTS, PREPARE AND APPROVE DRAWDOWNS, PREPARE PROGRAM INCOME RECEIPTS, MONITOR THE EXPENDITURES RATE AS WELL AS THE DEADLINE FOR COMMITTED FUNDS AND EXPENDITURES ...)FOR THE FIRST QUARTER, $66,2239.01 WAS SPENT.
FOR THE SECOND QUARTER,$44,436.10 WAS SPENT.
FOR THE THIRD QUARTER, $90,152.29 WAS SPENT.
FOR THE FOURTH QUARTER, $76,534.41 WAS SPENT.

Financing

	Fund Type	Grant Year	Grant	Funded Amount	Drawn In Program Year	Drawn Thru Program Year
CDBG	EN	2015	B15MC060534	$303,468.00	$279,860.85	$279,860.85
Total	**Total**			**$303,468.00**	**$279,860.85**	**$279,860.85**

Proposed Accomplishments

Actual Accomplishments

Number assisted:	Owner		Renter		Total		Person	
	Total	Hispanic	Total	Hispanic	Total	Hispanic	Total	Hispanic
White:					0	0		
Black/African American:					0	0		
Asian:					0	0		
American Indian/Alaskan Native:					0	0		
Native Hawaiian/Other Pacific Islander:					0	0		
American Indian/Alaskan Native & White:					0	0		
Asian White:					0	0		
Black/African American & White:					0	0		
American Indian/Alaskan Native & Black/African American:					0	0		
Other multi-racial:					0	0		

Asian/Pacific Islander:					0	0		
Hispanic:					0	0		
Total:	**0**	**0**	**0**	**0**	**0**	**0**	**0**	**0**
Female-headed Households:					0			

Income Category:	Owner	Renter	Total	Person
Extremely Low			0	
Low Mod			0	
Moderate			0	
Non Low Moderate			0	
Total	0	0	0	0
Percent Low/Mod				

Annual Accomplishments

No data returned for this view. This might be because the applied filter excludes all data.

PGM Year: 2015
Project: 0001 - CDBG15: PLANNING AND ADMINISTRATIVE COSTS
IDIS Activity: 2073 - CDBG15: ADMIN-HOMELESS PRG

Status: Open
Location: ,

Objective:
Outcome:
Matrix Code: General Program Administration (21A)
National Objective:

Initial Funding Date: 10/12/2015

Description:

GRANT FUNDS WILL BE USED TO ADMINISTER THE 10-YEAR STRATEGY TO END CHRONIC HOMELESSNESS, SERVE AS THE CITY'S LIAISON BETWEEN THE HOMELESS SERVICES PROVIDERS AND THE CITY, COORDINATE THE DELIVERY OF HOMELESS GRANT FUNDED PROGRAMS, AND WORK ON THE COMPLETION OF THE CITY'S HUD-MANDATED CONSOLIDATED PLAN, ANNUAL ACTION PLAN, AND CAPER.
THE PROGRAM ADMINISTRATION STAFF CONDUCTED THE ANNUAL POINT-IN-TIME COUNT OF HOMELESS INDIVIDUALS IN OXNARD.FOR THE FIRST QUARTER, $11,094.74 WAS SPENT.
FOR THE SECOND QUARTER, $8,206.69 WAS SPENT.
FOR THE THIRD QUARTER, $15,486.97 WAS SPENT.
FOR THE FOURTH QUARTER, $17,161.32 WAS SPENT.

Financing

	Fund Type	Grant Year	Grant	Funded Amount	Drawn In Program Year	Drawn Thru Program Year
CDBG	EN	2015	B15MC060534	$57,511.00	$55,421.41	$55,421.41
Total	**Total**			**$57,511.00**	**$55,421.41**	**$55,421.41**

Proposed Accomplishments

Actual Accomplishments

Number assisted:	Owner		Renter		Total		Person	
	Total	Hispanic	Total	Hispanic	Total	Hispanic	Total	Hispanic
White:					0	0		
Black/African American:					0	0		
Asian:					0	0		
American Indian/Alaskan Native:					0	0		
Native Hawaiian/Other Pacific Islander:					0	0		
American Indian/Alaskan Native & White:					0	0		
Asian White:					0	0		
Black/African American & White:					0	0		
American Indian/Alaskan Native & Black/African American:					0	0		
Other multi-racial:					0	0		
Asian/Pacific Islander:					0	0		

Hispanic:					0	0		
Total:	**0**	**0**	**0**	**0**	**0**	**0**	**0**	**0**
Female-headed Households:					0			

Income Category:	Owner	Renter	Total	Person
Extremely Low			0	
Low Mod			0	
Moderate			0	
Non Low Moderate			0	
Total	0	0	0	0
Percent Low/Mod				

Annual Accomplishments

No data returned for this view. This might be because the applied filter excludes all data.

PGM Year: 2015
Project: 0001 - CDBG15: PLANNING AND ADMINISTRATIVE COSTS
IDIS Activity: 2074 - CDBG15: ADMIN-AFFORDABLE HSG

Status: Open
Location: ,

Objective:
Outcome:
Matrix Code: General Program Administration (21A)
National Objective:

Initial Funding Date: 10/12/2015

Description:

IN FY2015-16, GRANT FUNDING WAS USED FOR MONITORING THE COMPLIANCE OF ALL AFFORDABILITY, OCCUPANCY, AND OTHER RESTRICTIONS FOR ENTIRE LOAN PORTOLIO AND PROPERTIES OWNED, OPERATED, OR MANAGED BY THIRD-PARTIES, INCLUDING COMMUNITY HOUSING DEVELOPMENT ORGANIZATIONS.FOR THE FIRST QUARTER, $11,158.04 WAS SPENT.
FOR THE SECOND QUARTER,$7,231.14 WAS SPENT.
FOR THE THIRD QUARTER, $21,560.00 WAS SPENT.
FOR THE FOURTH QUARTER, $28,104.19 WAS SPENT.

Financing

	Fund Type	Grant Year	Grant	Funded Amount	Drawn In Program Year	Drawn Thru Program Year
CDBG	EN	2015	B15MC060534	$75,382.00	$64,947.87	$64,947.87
Total	**Total**			**$75,382.00**	**$64,947.87**	**$64,947.87**

Proposed Accomplishments

Actual Accomplishments

Number assisted:	Owner		Renter		Total		Person	
	Total	Hispanic	Total	Hispanic	Total	Hispanic	Total	Hispanic
White:					0	0		
Black/African American:					0	0		
Asian:					0	0		
American Indian/Alaskan Native:					0	0		
Native Hawaiian/Other Pacific Islander:					0	0		
American Indian/Alaskan Native & White:					0	0		
Asian White:					0	0		
Black/African American & White:					0	0		
American Indian/Alaskan Native & Black/African American:					0	0		
Other multi-racial:					0	0		
Asian/Pacific Islander:					0	0		
Hispanic:					0	0		
Total:	**0**	**0**	**0**	**0**	**0**	**0**	**0**	**0**

Female-headed Households: 0

Income Category:	Owner	Renter	Total	Person
Extremely Low			0	
Low Mod			0	
Moderate			0	
Non Low Moderate			0	
Total	0	0	0	0
Percent Low/Mod				

Annual Accomplishments

No data returned for this view. This might be because the applied filter excludes all data.

PGM Year: 2015
Project: 0002 - CDBG15:PUBLIC SERVICES
IDIS Activity: 2076 - CDBG15: PS- FAIR HOUSING

Status: Open
Location: 435 S D St Oxnard, CA 93030-5918

Objective: Create suitable living environments
Outcome: Availability/accessibility
Matrix Code: Fair Housing Activities (if CDGS, then subject to 15% cap) (05J)
National Objective: LMC

Initial Funding Date: 10/12/2015

Description:

GRANT FUNDING WILL BE USED FOR A CONTRACT WITH A PROFESSIONAL FAIR HOUSING SERVICE ORGANIZATION TO PROVIDE THE FOLLOWING SERVICES: (1) PROCESSING OF FAIR HOUSING INQUIRES AND HOUSING DISCRIMINATION COMPLAINTS, AND (2) PROVIDE PUBLIC EDUCATION AND OUTREACH ON FAIR HOUSING RIGHTS AND RESPONSIBLILITIES.

Financing

	Fund Type	Grant Year	Grant	Funded Amount	Drawn In Program Year	Drawn Thru Program Year
CDBG	EN	2015	B15MC060534	$55,776.21	$50,226.40	$50,226.40
Total	**Total**			**$55,776.21**	**$50,226.40**	**$50,226.40**

Proposed Accomplishments

People (General) : 500

Actual Accomplishments

Number assisted:	Owner		Renter		Total		Person	
	Total	Hispanic	Total	Hispanic	Total	Hispanic	Total	Hispanic
White:	0	0	0	0	0	0	210	94
Black/African American:	0	0	0	0	0	0	24	0
Asian:	0	0	0	0	0	0	4	0
American Indian/Alaskan Native:	0	0	0	0	0	0	12	12
Native Hawaiian/Other Pacific Islander:	0	0	0	0	0	0	2	0
American Indian/Alaskan Native & White:	0	0	0	0	0	0	0	0
Asian White:	0	0	0	0	0	0	4	2
Black/African American & White:	0	0	0	0	0	0	4	2
American Indian/Alaskan Native & Black/African American:	0	0	0	0	0	0	0	0
Other multi-racial:	0	0	0	0	0	0	220	184
Asian/Pacific Islander:	0	0	0	0	0	0	0	0
Hispanic:	0	0	0	0	0	0	0	0
Total:	**0**	**0**	**0**	**0**	**0**	**0**	**480**	**294**

Female-headed Households:	0	0	0

Income Category:

	Owner	Renter	Total	Person
Extremely Low	0	0	0	292
Low Mod	0	0	0	102
Moderate	0	0	0	42
Non Low Moderate	0	0	0	44
Total	0	0	0	480
Percent Low/Mod				90.8%

Annual Accomplishments

Years	Accomplishment Narrative	# Benefitting
2015	FOR THE FIRST QUARTER,DIRECT FAIR HOUSING COUNSELING AND LANDLORD-TENANT SERVICES WERE PROVIDED TO 72 OXNARD HOUSEHOLDS AND $6,188.89 WAS SPENT. FOR THE SECOND QUARTER, THE FAIR HOUSING RIGHTS CENTER ASSISTED 57 OXNARD RESIDENTS WITH HOUSING-RELATED CONCERNS AND $11,239.22 WAS SPENT. FOR THE THIRD QUARTER, THE FAIR HOUSING RIGHTS CENTER ASSISTED 57 OXNARD RESIDENTS WITH HOUSING-RELATED CONCERNS. AND, $21,197.84 WAS SPENT. FOR THE FOURTH QUARTER, $16,452.50 WAS SPENT AND 54 OXNARD RESIDENTS WERE PROVIDED DIRECT FAIR HOUSING COUNSELING AND LANDLORD-TENANT SERVICES. In FY 2015-16, the Housing Rights Center provided fair housing counseling/case processing and landlord-tenant dispute resolution services to 240 Oxnard households, of whom 9% were moderate-income, 9% low-income, 21% very low-income, and 61% extremely low-income. Seventeen of the cases were processed as presenting issues of possible unlawful discrimination; of those, seven (7) were classified as discrimination on the basis of mental disability, seven (7) for physical disability, two (2) for familial status, and one (1) for source of income. The Housing Rights Center also provided three public seminars on Fair Housing Rights and Responsibilities, and one training session on fair housing for employees of the City of Oxnard and the Oxnard Housing Authority.	

PGM Year: 2015
Project: 0002 - CDBG15:PUBLIC SERVICES
IDIS Activity: 2077 - CDBG15: PS-COMMUNITY ACTION OF VC

Status: Completed 6/30/2016 12:00:00 AM
Location: 621 Richmond Ave Oxnard, CA 93030-7207

Objective: Create suitable living environments
Outcome: Availability/accessibility
Matrix Code: Public Services (General) (05)
National Objective: LMC

Initial Funding Date: 10/12/2015

Description:

COMMUNITY ACTION PROVIDES DAYTIME SHELTER, SERVICES, AND PROGRAMS THAT REDUCE AND ELIMINATE HOMELESSNESS FOR FAMILIES AND INDIVIDUALS IN OXNARD.

Financing

	Fund Type	Grant Year	Grant	Funded Amount	Drawn In Program Year	Drawn Thru Program Year
CDBG	EN	2015	B15MC060534	$44,199.91	$44,199.91	$44,199.91
Total	**Total**			**$44,199.91**	**$44,199.91**	**$44,199.91**

Proposed Accomplishments

People (General) : 700

Actual Accomplishments

Number assisted:	Owner		Renter		Total		Person	
	Total	Hispanic	Total	Hispanic	Total	Hispanic	Total	Hispanic
White:	0	0	0	0	0	0	1,074	744
Black/African American:	0	0	0	0	0	0	124	0
Asian:	0	0	0	0	0	0	20	0
American Indian/Alaskan Native:	0	0	0	0	0	0	46	0
Native Hawaiian/Other Pacific Islander:	0	0	0	0	0	0	14	0
American Indian/Alaskan Native & White:	0	0	0	0	0	0	0	0
Asian White:	0	0	0	0	0	0	0	0
Black/African American & White:	0	0	0	0	0	0	0	0
American Indian/Alaskan Native & Black/African American:	0	0	0	0	0	0	0	0
Other multi-racial:	0	0	0	0	0	0	246	0
Asian/Pacific Islander:	0	0	0	0	0	0	0	0
Hispanic:	0	0	0	0	0	0	0	0
Total:	**0**	**0**	**0**	**0**	**0**	**0**	**1,524**	**744**
Female-headed Households:	0		0		0			

Income Category:	Owner	Renter	Total	Person
Extremely Low	0	0	0	1,496
Low Mod	0	0	0	28
Moderate	0	0	0	0
Non Low Moderate	0	0	0	0
Total	0	0	0	1,524
Percent Low/Mod				100.0%

Annual Accomplishments

Years	Accomplishment Narrative	# Benefitting
2015	NO EXPENSES WERE INCURRED IN THE FIRST QUARTER. FOR THE SECOND QUARTER, $14,918 WAS SPENT AND 63 PEOPLE WERE ASSISTED. FOR THE THIRD QUARTER, $3,798.07 WAS SPENT AND 70 PEOPLE WERE ASSISTED. FOR THE FOURTH QUARTER, $19,105.04 WAS SPENT AND 42 PEOPLE WERE ASSISTED. During this program year, Community Action of Ventura County (CACV) served 762 individuals by providing showers, bus passes, snacks, laundry, and case management.	

PGM Year: 2015
Project: 0002 - CDBG15:PUBLIC SERVICES
IDIS Activity: 2078 - CDBG15: PS-LIVINGSTON VISITING NURSES

Status: Completed 6/30/2016 12:00:00 AM
Location: 1996 Eastman Ave Ventura, CA 93003-7707

Objective: Create suitable living environments
Outcome: Availability/accessibility
Matrix Code: Health Services (05M)
National Objective: LMC

Initial Funding Date: 10/12/2015

Description:

GRANT FUNDING WILL BE USED TO PROVIDE HOME HEALTHCARE TO UNINSURED OR UNDER-INSURED OXNARD RESIDENTS.

Financing

	Fund Type	Grant Year	Grant	Funded Amount	Drawn In Program Year	Drawn Thru Program Year
CDBG	EN	2015	B15MC060534	$15,000.00	$15,000.00	$15,000.00
Total	**Total**			**$15,000.00**	**$15,000.00**	**$15,000.00**

Proposed Accomplishments

People (General) : 120

Actual Accomplishments

Number assisted:	Owner		Renter		Total		Person	
	Total	Hispanic	Total	Hispanic	Total	Hispanic	Total	Hispanic
White:	0	0	0	0	0	0	198	66
Black/African American:	0	0	0	0	0	0	4	0
Asian:	0	0	0	0	0	0	2	0
American Indian/Alaskan Native:	0	0	0	0	0	0	0	0
Native Hawaiian/Other Pacific Islander:	0	0	0	0	0	0	0	0
American Indian/Alaskan Native & White:	0	0	0	0	0	0	0	0
Asian White:	0	0	0	0	0	0	0	0
Black/African American & White:	0	0	0	0	0	0	0	0
American Indian/Alaskan Native & Black/African American:	0	0	0	0	0	0	0	0
Other multi-racial:	0	0	0	0	0	0	0	0
Asian/Pacific Islander:	0	0	0	0	0	0	0	0
Hispanic:	0	0	0	0	0	0	0	0
Total:	**0**	**0**	**0**	**0**	**0**	**0**	**204**	**66**
Female-headed Households:	0		0		0			

Income Category:

	Owner	Renter	Total	Person
Extremely Low	0	0	0	203
Low Mod	0	0	0	1
Moderate	0	0	0	0
Non Low Moderate	0	0	0	0
Total	0	0	0	204
Percent Low/Mod				100.0%

Annual Accomplishments

Years	Accomplishment Narrative	# Benefitting
2015	FOR QUARTERS ONE AND TWO, HOME HEALTH CARE AND HOSPICE CARE WAS GIVEN TO OXNARD MediCal PATIENTS. ALL OF THESE PATIENTS WERE LOW INCOME AND UNDERINSURED. $15,000.00 WAS SPENT IN THE THIRD QUARTER. FOR THE FOURTH QUARTER, 42 PEOPLE WERE ASSISTED.	

PGM Year: 2015
Project: 0002 - CDBG15:PUBLIC SERVICES
IDIS Activity: 2079 - CDBG15: PS-SAINT VINCENT DE PAUL

Status: Completed 6/30/2016 12:00:00 AM
Location: 2000 Cabot Pl Oxnard, CA 93030-2561

Objective: Create suitable living environments
Outcome: Availability/accessibility
Matrix Code: Public Services (General) (05)
National Objective: LMC

Initial Funding Date: 10/12/2015

Description:

GRANT FUNDING WILL BE USED TO PAY HOUSING SPECIALIST'S SALARY.

Financing

	Fund Type	Grant Year	Grant	Funded Amount	Drawn In Program Year	Drawn Thru Program Year
CDBG	EN	2015	B15MC060534	$50,000.00	$50,000.00	$50,000.00
Total	**Total**			**$50,000.00**	**$50,000.00**	**$50,000.00**

Proposed Accomplishments

People (General) : 50

Actual Accomplishments

Number assisted:	Owner		Renter		Total		Person	
	Total	Hispanic	Total	Hispanic	Total	Hispanic	Total	Hispanic
White:	0	0	0	0	0	0	280	181
Black/African American:	0	0	0	0	0	0	42	0
Asian:	0	0	0	0	0	0	3	1
American Indian/Alaskan Native:	0	0	0	0	0	0	8	6
Native Hawaiian/Other Pacific Islander:	0	0	0	0	0	0	1	1
American Indian/Alaskan Native & White:	0	0	0	0	0	0	1	1
Asian White:	0	0	0	0	0	0	1	0
Black/African American & White:	0	0	0	0	0	0	1	1
American Indian/Alaskan Native & Black/African American:	0	0	0	0	0	0	1	0
Other multi-racial:	0	0	0	0	0	0	5	4
Asian/Pacific Islander:	0	0	0	0	0	0	0	0
Hispanic:	0	0	0	0	0	0	0	0
Total:	**0**	**0**	**0**	**0**	**0**	**0**	**343**	**195**
Female-headed Households:	0		0		0			

Income Category:

	Owner	Renter	Total	Person
Extremely Low	0	0	0	256
Low Mod	0	0	0	6
Moderate	0	0	0	2
Non Low Moderate	0	0	0	79
Total	0	0	0	343
Percent Low/Mod				77.0%

Annual Accomplishments

Years	Accomplishment Narrative	# Benefitting
2015	FOR THE FIRST QUARTER, 110 PEOPLE AND 91 HOUSEHOLDS WERE ASSISTED. FOR THE SECOND QUARTER, 68 PEOPLE AND 38 HOUSEHOLDS WERE ASSISTED. FOR THE THIRD QUARTER, 76 PEOPLE AND 62 HOUSEHOLDS WERE ASSISTED. FOR THE FOURTH QUARTER, 89 PEOPLE AND 73 HOUSEHOLDS WERE ASSISTED AND $50,000 WAS SPENT. The Society of St. Vincent de Paul, Council of Los Angeles (SVDP-LA)-Ventura County Center received $50,000 from the City of Oxnard for homeless services, housing services, and outreach for Oxnard residents during FY 2015-16. SVDP-LA assisted 17 households with a total of 59 individuals to move into permanent housing within the City of Oxnard Boundaries. Twelve of the 17 households were assisted with first month's rent and/or security deposit. The remaining five households were able to cover their own costs of deposit and first month of rent while CDBG funds were used to assist with housing search and placement. Of the seventeen households, five consisted of single individuals and twelve consisted of families, with the following demographic breakdown: 31 youth, 6 seniors, 3 disabled individuals, and 3 veterans. The CDBG funds also allowed SVDPLA housing specialist to outreach with 264 households consisting of 284 individuals. Additionally, the housing specialist engaged in housing searches, landlord engagement, and case management to facilitate the placement of individuals and families into permanent housing. All seventeen households were provided intensive case management for six months after placement into permanent housing. This included monthly home visits, identifying individual and household needs, and linking households with appropriate supportive services and resources.	

PGM Year: 2015
Project: 0002 - CDBG15:PUBLIC SERVICES
IDIS Activity: 2080 - CDBG15: PS-COLONIA BOXING

Status: Completed 6/30/2016 12:00:00 AM
Location: 520 E 1st St Oxnard, CA 93030-6054

Objective: Create suitable living environments
Outcome: Availability/accessibility
Matrix Code: Youth Services (05D)
National Objective: LMC

Initial Funding Date: 10/12/2015

Description:

GRANT FUNDING WILL BE USED TO PROVIDE SAFE-HAVEN FOR THE YOUTH OF THE COMMUNITY TO PARTICIPATE IN BOXING FOR FITNESS AND TRAIN FOR COMPETITIONS.

Financing

	Fund Type	Grant Year	Grant	Funded Amount	Drawn In Program Year	Drawn Thru Program Year
CDBG	EN	2015	B15MC060534	$7,000.00	$7,000.00	$7,000.00
Total	**Total**			**$7,000.00**	**$7,000.00**	**$7,000.00**

Proposed Accomplishments

People (General) : 150

Actual Accomplishments

Number assisted:	Owner		Renter		Total		Person	
	Total	Hispanic	Total	Hispanic	Total	Hispanic	Total	Hispanic
White:	0	0	0	0	0	0	69	69
Black/African American:	0	0	0	0	0	0	0	0
Asian:	0	0	0	0	0	0	1	0
American Indian/Alaskan Native:	0	0	0	0	0	0	0	0
Native Hawaiian/Other Pacific Islander:	0	0	0	0	0	0	0	0
American Indian/Alaskan Native & White:	0	0	0	0	0	0	0	0
Asian White:	0	0	0	0	0	0	0	0
Black/African American & White:	0	0	0	0	0	0	0	0
American Indian/Alaskan Native & Black/African American:	0	0	0	0	0	0	0	0
Other multi-racial:	0	0	0	0	0	0	0	0
Asian/Pacific Islander:	0	0	0	0	0	0	0	0
Hispanic:	0	0	0	0	0	0	0	0
Total:	**0**	**0**	**0**	**0**	**0**	**0**	**70**	**69**
Female-headed Households:	0		0		0			

Income Category:	Owner	Renter	Total	Person
Extremely Low	0	0	0	0
Low Mod	0	0	0	70
Moderate	0	0	0	0
Non Low Moderate	0	0	0	0
Total	0	0	0	70
Percent Low/Mod				100.0%

Annual Accomplishments

Years	Accomplishment Narrative	# Benefitting
2015	YOUTHS PARTICIPATED IN DAILY FITNESS TRAINING AND WENT ON A FIELD TRIP TO THE DALLAS COWBOYS TRAINING CAMP. THERE WERE NO EXPENSES IN THE FIRST QUARTER. FOR THE SECOND QUARTER, YOUTHS PARTICIPATED IN DAILY FITNESS TRAINING AND GIVEN THE OPPORTUNITY TO REGISTER FOR THE OXNARD RECREATION CHRISTMAS PROGRAMS AT NO COST. FOR THE SECOND QUARTER, $5,737.43 WAS SPENT. FOR THE THIRD QUARTER, $1,262.57 WAS SPENT AND THE GYM PROVIDED A SAFE PLACE FOR YOUTH TO PARTICIPATE IN BOXING FOR FITNESS. FOR THE FOURTH QUARTER, YOUTHS PARTICIPATED IN BOXING SHOWS. The La Colonia Boxing Gym offered programs and opportunities to the youth of the Colonia Neighborhood to participate in free fitness and sports programs. This year the Colonia Boxing Gym continued providing a safe place for youth so they could participate in boxing for fitness as well as offer a program for youth interested in competing in the sport. The staff partnered with Oxnard PAL to receive training for mentoring so the gym can add an additional aspect to the services provided. This year the competitors participated in a number of boxing shows offered in Southern California as well as notable Tournaments and shows such as the annual Pete Suazo Invitational Show in Salt Lake City Utah, the 2015 National PAL Boxing tournament held in Oxnard.	

PGM Year: 2015
Project: 0002 - CDBG15:PUBLIC SERVICES
IDIS Activity: 2081 - CDBG15: PS-COLONIA GYM

Status: Completed 6/30/2016 12:00:00 AM
Location: 197 N Marquita St Oxnard, CA 93030-3726

Objective: Create suitable living environments
Outcome: Availability/accessibility
Matrix Code: Public Services (General) (05)
National Objective: LMA

Initial Funding Date: 10/12/2015

Description:

GRANT FUNDING WILL BE USED TO OPERATE GYMNASIUM LOCATED AT COLONIA MEMORIAL PARK IN OXNARD.
THE GYM IS OPEN MONDAY THROUGH FRIDAY FROM 12:00 PM TO 9:00 PM TO ALL AGES AND SOME WEEKENDS FOR GAMES DURING THE SPORTS SEASONS.
THE PROGRAMS ARE DESIGNED FOR THE IMMEDIATE COMMUNITY AND USE ARE PROVIDED AT NO COST.
THE GYM SERVES APPROXIMATELY 1,500 PEOPLE ANNUALLY.
STAFF IS AVAILABLE TO YOUTH FOR INFORMAL INSTRUCTION DURING THE OFF SEASON.

Financing

	Fund Type	Grant Year	Grant	Funded Amount	Drawn In Program Year	Drawn Thru Program Year
CDBG	EN	2015	B15MC060534	$25,000.00	$25,000.00	$25,000.00
Total	**Total**			**$25,000.00**	**$25,000.00**	**$25,000.00**

Proposed Accomplishments

People (General) : 1,530
Total Population in Service Area: 2,070
Census Tract Percent Low / Mod: 100.00

Annual Accomplishments

Years	Accomplishment Narrative	# Benefitting
2015	FOR THE FIRST QUARTER, $8,708.57 WAS SPENT. SUMMER SOCCER AND BASKETBALL CAMPS WERE HELD. FOR THE SECOND QUARTER, $6,485.03 WAS SPENT. ZUMBA CLASSES WERE OFFERED, AND A COMMUNITY CINEMA NIGHT WAS HELD. FOR THE QUARTER, $1,394.91 WAS SPENT. BOYS AND GIRLS BASKETBALL TOURNAMENTS WERE HELD AND ADULT VOLLEYBALL TOOK PLACE AT THE GYM. FOR THE FOURTH QUARTER, $8,411.49 WAS SPENT AND THE GYM HOSTED SUMMER YOUTH BASKETBALL AND TRAINING, CHEER CAMP,AND OPEN GYM. 465 ADULTS WERE SERVED AND 278 MINORS WERE SERVED.	

PGM Year: 2015
Project: 0002 - CDBG15:PUBLIC SERVICES
IDIS Activity: 2082 - CDBG15: PS-PAL

Status: Completed 6/30/2016 12:00:00 AM
Location: 350 S K St Oxnard, CA 93030-5205

Objective: Create suitable living environments
Outcome: Availability/accessibility
Matrix Code: Public Services (General) (05)
National Objective: LMC

Initial Funding Date: 10/12/2015

Description:

GRANT FUNDING WILL BE USED TO PROVIDE CRIME PREVENTION AND INTERVENTION PROGRAMS BY PROVIDING YOUTH ENRICHING ACTIVITIESE (EDUCATION, ATHLETIC, AND RECREATIONAL) CREATING A SAFE ENVIRONMENT.
ACTIVITIES INCLUDE: YOUTH LEADERSHIP COUNCIL, MENTORING, MID-CITY BOXING, HIP-HOP DANCE PROGRAM, VIDEO-PRODUCTION, GOLF, BASKETBALL, VOLLEYBALL, FLAG FOOTBALL, ARTS AND CRAFTS, BOARD GAMES, HOMEWORK HELPERS, HOLIDAY PARTIES, AND SPECIAL VIDEO GAME DAYS.

Financing

	Fund Type	Grant Year	Grant	Funded Amount	Drawn In Program Year	Drawn Thru Program Year
CDBG	EN	2015	B15MC060534	$49,669.00	$49,669.00	$49,669.00
Total	**Total**			**$49,669.00**	**$49,669.00**	**$49,669.00**

Proposed Accomplishments

People (General) : 1,000

Actual Accomplishments

Number assisted:	Owner		Renter		Total		Person	
	Total	Hispanic	Total	Hispanic	Total	Hispanic	Total	Hispanic
White:	0	0	0	0	0	0	498	436
Black/African American:	0	0	0	0	0	0	41	3
Asian:	0	0	0	0	0	0	83	1
American Indian/Alaskan Native:	0	0	0	0	0	0	4	4
Native Hawaiian/Other Pacific Islander:	0	0	0	0	0	0	0	0
American Indian/Alaskan Native & White:	0	0	0	0	0	0	0	0
Asian White:	0	0	0	0	0	0	0	0
Black/African American & White:	0	0	0	0	0	0	1	0
American Indian/Alaskan Native & Black/African American:	0	0	0	0	0	0	0	0
Other multi-racial:	0	0	0	0	0	0	13	3
Asian/Pacific Islander:	0	0	0	0	0	0	0	0
Hispanic:	0	0	0	0	0	0	0	0
Total:	**0**	**0**	**0**	**0**	**0**	**0**	**640**	**447**

Female-headed Households:	0	0	0

Income Category:

	Owner	Renter	Total	Person
Extremely Low	0	0	0	150
Low Mod	0	0	0	170
Moderate	0	0	0	257
Non Low Moderate	0	0	0	63
Total	0	0	0	640
Percent Low/Mod				90.2%

Annual Accomplishments

Years	Accomplishment Narrative	# Benefitting
2015	DURING THE FIRST QUARTER, PAL OFFERED FREE SUMMER LUNCH PROGRAM, WILDLIFE EDUCATIONAL DEMONSTRATIONS, AND MAGIC SHOWS. $349.94 WAS SPENT THE FIRST QUARTER. FOR THE SECOND QUARTER, PAL HOSTED A FIELD TRIP TO THE ZOO AND A NATIONAL BOXING TOURNAMENT. $8,892.12 WAS SPENT IN THE SECOND QUARTER. DURING THE THIRD QUARTER, PAL OFFERED WINTER BASKETBALL, BOXING, AND HOMEWORK HELPERS. $11,244.82 WAS SPENT IN THE THIRD QUARTER. FOR THE FOURTH QUARTER, $29,182.12 WAS SPENT AND HELD SUMMER BASKETBALL, GIRLS FAST PITCH SOFTBALL, AN EASTER PARTY, AND OXNARD PAL YOUTH DIRECTORS COUNCIL (YDC)LEADERSHIP PROGRAM. PAL OFFERED RECREATION ACTIVITIES AFTER SCHOOL AND DURING THE SUMMER MONTHS. This year PAL's youth resource center offered free sports programs provided by qualified staff such as: Winter basketball for boys and girls, Spring Girls Softball, Summer Basketball for boys and girls, fall girls volleyball, fall co-ed flag football, year round Hip-Hop Dance and boxing programs; partnered with California State University Channel Islands to provide one-week water sports camps for our youth such as: Kayaking, sailing, and wind surfing. Oxnard PAL also continued its partnership with River Ridge Golf course and obtained scholarships for our youth to participate in a 12 week Golf program offered both in the spring and summer seasons. This year Oxnard PAL also offered educational and enrichment programs to our youth such as: Mentoring, Leadership, homework help, video production, and community service projects (beach clean-up, serving the homeless, Christmas toy distributions to name a few). Youth between 7th and 12th grade participated in the California PAL Youth Leadership Academy in Anaheim, CA; and the California PAL Life after High School Conference at California State University Fresno. PAL recreation center activities provided a safe place for kids to go after school. During the school year Oxnard PAL also provided a school pick-up service to parents who are unable to get their children to their scheduled activity at PAL after school. Oxnard PAL extended their hours during the summer months to provide a free summer lunch program and offered Saturday hours for dance practice. Oxnard PAL continued its educational Hydroponics Gardening Program; youth in grades 9-12 were able to participate in the planning and building of the gardening system and the importance of hydroponics in regions where using traditional gardening to grow produce is not ideal. This program is a partnership between Oxnard PAL and Oxnard City Corps.	

PGM Year: 2015
Project: 0002 - CDBG15:PUBLIC SERVICES
IDIS Activity: 2083 - CDBG15: PS-LEADERSHIP ACADEMY

Status: Canceled 6/7/2016 5:28:28 PM
Location: 438 S A St Oxnard, CA 93030-5914

Objective: Create suitable living environments
Outcome: Availability/accessibility
Matrix Code: Public Services (General) (05)
National Objective: LMC

Initial Funding Date: 10/12/2015
Description:
Financing
No data returned for this view. This might be because the applied filter excludes all data.

Proposed Accomplishments
People (General) : 25

Actual Accomplishments

Number assisted:	Owner		Renter		Total		Person	
	Total	Hispanic	Total	Hispanic	Total	Hispanic	Total	Hispanic
White:	0	0	0	0	0	0	11	11
Black/African American:	0	0	0	0	0	0	0	0
Asian:	0	0	0	0	0	0	0	0
American Indian/Alaskan Native:	0	0	0	0	0	0	0	0
Native Hawaiian/Other Pacific Islander:	0	0	0	0	0	0	0	0
American Indian/Alaskan Native & White:	0	0	0	0	0	0	0	0
Asian White:	0	0	0	0	0	0	0	0
Black/African American & White:	0	0	0	0	0	0	0	0
American Indian/Alaskan Native & Black/African American:	0	0	0	0	0	0	0	0
Other multi-racial:	0	0	0	0	0	0	0	0
Asian/Pacific Islander:	0	0	0	0	0	0	0	0
Hispanic:	0	0	0	0	0	0	0	0

Total:				**0**	**0**	**0**	**0**	**0**	**0**	**11**	**11**
Female-headed Households:				0		0		0			

Income Category:	Owner	Renter	Total	Person
Extremely Low	0	0	0	0
Low Mod	0	0	0	11
Moderate	0	0	0	0
Non Low Moderate	0	0	0	0
Total	0	0	0	11
Percent Low/Mod				100.0%

Annual Accomplishments

Years	Accomplishment Narrative	# Benefitting
2015	During the 1st quarter, the Foundation assisted 11 white youth with Hispanic ethnicity. Publicized, enrolled, and oriented 11 youth for the first cohort, the first half of our program offering. Eleven youth participated in the KEYS Youth Leadership Academy. By September 30, youth began or completed the activities listed below During the second quarter, by November 30, 2015, 11 youth completed over forty hours each of the KEYS program in Leadership Training, Art, Mentorships and remediation, and the list of specific objectives listed in the next paragraph. Specifically, the youth participated in remediation, creating an action plan for their future, completed the educational and employment worksheets, began work on a community project, participated in three art workshops, participated in twelve sponsored art, cultural and vocational gatherings, participated in three talent nights, met with artists and visited showcases with visual artists, and in two free flow happenings. They have spent time in three literary and cultural exchanges.	

PGM Year: 2015
Project: 0002 - CDBG15:PUBLIC SERVICES
IDIS Activity: 2084 - CDBG15: PS-SENIOR TECHNOLOGY

Status: Completed 6/30/2016 12:00:00 AM
Location: 350 N C St Oxnard, CA 93030-4646

Objective: Create suitable living environments
Outcome: Availability/accessibility
Matrix Code: Senior Services (05A)
National Objective: LMC

Initial Funding Date: 10/12/2015

Description:

THE SENIOR AND SPECIAL POPULATION TECHNOLOGY EDUCATION PROGRAM WILL PROVIDE FREE TECHNOLOGY EDUCATION PROGRAM WILL PROVIDE FREE TECHNOLOGY EDUCATIONAL AND RECREATIONAL ACTIVITIES TO 210 SENIORS AND 100 SPECIAL POPULATION PARTICIPANTS AT THE CITY OF OXNARD'S THREE SENIOR CENTERS.

Financing

	Fund Type	Grant Year	Grant	Funded Amount	Drawn In Program Year	Drawn Thru Program Year
CDBG	EN	2015	B15MC060534	$48,443.65	$48,443.65	$48,443.65
Total	**Total**			**$48,443.65**	**$48,443.65**	**$48,443.65**

Proposed Accomplishments

People (General) : 500

Actual Accomplishments

Number assisted:	Owner		Renter		Total		Person	
	Total	Hispanic	Total	Hispanic	Total	Hispanic	Total	Hispanic
White:	0	0	0	0	0	0	120	92
Black/African American:	0	0	0	0	0	0	0	0
Asian:	0	0	0	0	0	0	8	0
American Indian/Alaskan Native:	0	0	0	0	0	0	4	0
Native Hawaiian/Other Pacific Islander:	0	0	0	0	0	0	2	0
American Indian/Alaskan Native & White:	0	0	0	0	0	0	0	0
Asian White:	0	0	0	0	0	0	0	0
Black/African American & White:	0	0	0	0	0	0	0	0
American Indian/Alaskan Native & Black/African American:	0	0	0	0	0	0	0	0
Other multi-racial:	0	0	0	0	0	0	6	0
Asian/Pacific Islander:	0	0	0	0	0	0	0	0
Hispanic:	0	0	0	0	0	0	0	0
Total:	**0**	**0**	**0**	**0**	**0**	**0**	**140**	**92**

Female-headed Households:	0	0	0

Income Category:

	Owner	Renter	Total	Person
Extremely Low	0	0	0	68
Low Mod	0	0	0	14
Moderate	0	0	0	8
Non Low Moderate	0	0	0	50
Total	0	0	0	140
Percent Low/Mod				64.3%

Annual Accomplishments

Years	Accomplishment Narrative	# Benefitting
2015	FOR THE FIRST QUARTER, PARTICIPANT CONTRACTS, ENROLLMENT FORMS AND HANDBOOKS WERE DEVELOPED. $848.00 WAS SPENT IN THE FIRST QUARTER. FOR THE SECOND QUARTER, COMPUTER LOAN AGREEMENT WAS DEVELOPED, AS WELL AS EQUIPMENT QUOTES. $404.39 WAS SPENT IN THE SECOND QUARTER. FOR THE THIRD QUARTER, SENIORS BEGAN THE PROGRAM AND $1,273.57 WAS SPENT. FOR THE FOURTH QUARTER, $12,735.98 WAS SPENT AND 40 SENIORS WERE CONNECTED TO THE VIRTUAL SENIOR CENTER.	

PGM Year: 2015
Project: 0003 - CDBG15:DB-CODE COMPLIANCE
IDIS Activity: 2085 - CDBG15: DB-CODE COMPLIANCE

Status: Completed 6/30/2016 12:00:00 AM
Location: 214 S C St Oxnard, CA 93030-5712

Objective: Create suitable living environments
Outcome: Availability/accessibility
Matrix Code: Code Enforcement (15)
National Objective: LMA

Initial Funding Date: 10/21/2015

Description:

GRANT FUNDING WILL BE USED FOR SALARIES AND BENFITS OF TWO CODE COMPLIANCE OFFICERS WHO WILL INVESTIGATE REPORTS OF SUBSTANDARD HOUSING, BUILDING, AND OTHER MUNICIPAL CODES RELATED TO THE SAFETY AND HEALTH OF THE COMMUNITY.

Financing

	Fund Type	Grant Year	Grant	Funded Amount	Drawn In Program Year	Drawn Thru Program Year
CDBG	EN	2015	B15MC060534	$190,281.92	$190,281.92	$190,281.92
	PI			$2,246.61	$2,246.61	$2,246.61
Total	**Total**			**$192,528.53**	**$192,528.53**	**$192,528.53**

Proposed Accomplishments

Housing Units : 1,000
Total Population in Service Area: 34,400
Census Tract Percent Low / Mod: 150.06

Annual Accomplishments

Years	Accomplishment Narrative	# Benefitting
2015	DURING THE FIRST QUARTER, 151 COURTESY NOTICES WERE SENT TO ALL RENTAL PROPERTIES WITHIN THE SOUTHWINDS NEIGHBORHOOD AND THE EXTERIOR OF 35 OF THE 49 BUILDINGS ON CUESTA DEL MAR DRIVE WERE INSPECTED. TOTAL EXPENSES FOR THE QUARTER WERE $55,510.71. DURING THE SECOND QUARTER, 115 COURTESY NOTICES WERE MAILED OUT TO PROPERTY OWNERS. THE EXTERIOR OF 96 RENTAL DWELLINGS WERE INSPECTED. THERE WAS A COMBINED TOTAL OF 603 HOUSING UNITS SERVICED. PARTICIPATED IN 2 NEIGHBORHOOD MEETINGS AND HELPED FACILITATE AND ACTIVATE A NEIGHBORHOOD COUNCIL FOR SOUTHWINDS NEIGHBORHOOD. TOTAL EXPENSES FOR THE SECOND QUARTER WERE $22,593.44. DURING THE THIRD QUARTER, 548 INSPECTIONS WERE CONDUCTED AND ONE NEIGHBORHOOD MEETING WAS HELD AND $44,487.70 WAS SPENT. FOR THE FOURTH QUARTER, $46,490.66 WAS SPENT AND 489 INSPECTIONS WERE CONDUCTED. In fiscal year 2015-16, Code Compliance received only 92 complaints and self generated 361 cases which resulted in 1,756 inspections being completed. A total of 134 apartment buildings were inspected and brought up to code. Those 134 apartment buildings serviced approximately 822 units.	

PGM Year: 2015
Project: 0004 - CDBG15: DB-PUBLIC IMPROVEMENTS
IDIS Activity: 2086 - CDBG15: DB-SPEED HUMPS

Status: Open
Location: 5275 Squires Dr Oxnard, CA 93033-8604

Objective: Create suitable living environments
Outcome: Availability/accessibility
Matrix Code: Public Facilities and Improvement (General) (03)
National Objective: LMA

Initial Funding Date: 10/20/2015

Description:

THE PROJECT CONSISTS OF REPLACING THE EXISTING ASPHALT SURFACE WITH CONCRETE AT CENSUS TRACTS: 004101 (SOUTH OXNARD), 004101 (BRYCE CANYON NORTH ALLEYWAY), 004711 (SOUTH OXNARD), AND 004711 (RAILROAD TRACK ALLEYWAY).

Financing

	Fund Type	Grant Year	Grant	Funded Amount	Drawn In Program Year	Drawn Thru Program Year
CDBG	EN	2015	B15MC060534	$12,000.00	$0.00	$0.00
Total	**Total**			**$12,000.00**	**$0.00**	**$0.00**

Proposed Accomplishments

People (General) : 1,000
Total Population in Service Area: 2,055
Census Tract Percent Low / Mod: 89.78

Annual Accomplishments

Years	Accomplishment Narrative	# Benefitting
2015	FOR THE FIRST QUARTER, THERE WAS DISCUSSION OF AN INTER-DEPARTMENTAL AGREEMENT WITH THE HOUSING AUTHORITY AND THERE WERE NO EXPENSES. FOR THE SECOND QUARTER, A GOAL WAS SET TO GET THE INTER-DEPARTMENTAL AGREEMENT COMPLETED IN MARCH 2016 AND THERE WERE NO EXPENSES. FOR THE THIRD QUARTER, THE PUBLIC WORKS DEPARTMENT WILL GO TO COUNCIL TO GET APPROVAL TO SOLICIT BIDS FOR THIS PROJECT. SEE APRIL 26, 2016 AGRENDA ITEM. AND, THERE WERE NO EXPENSES. FOR THE FOURTH QUARTER PLANS WERE MADE TO INSTALL 4 SPEED HUMPSON SQUIRES DRIVE SOUTH OF PLEASANT VALLEY ROAD. AND, THERE WERE NO EXPENSES.	

PGM Year: 2015
Project: 0008 - CDBG15: DB-HOUSING SERVICES FOR CDBG AND HOME HSG ACTIVITIES
IDIS Activity: 2087 - CDBG15: DB-HOUSING SERVICES

Status: Open
Location: 305 Canterbury Way Oxnard, CA 93033-8354

Objective: Provide decent affordable housing
Outcome: Affordability
Matrix Code: Housing Services (14J)
National Objective: LMH

Initial Funding Date: 10/21/2015

Description:

GRANT FUNDING WILL BE USED TO ASSIST ELIGIBLE OXNARD FIRST-TIME HOMEBUYERS WITH LOANS AND PAPERWORK.

Financing

	Fund Type	Grant Year	Grant	Funded Amount	Drawn In Program Year	Drawn Thru Program Year
CDBG	EN	2015	B15MC060534	$171,081.67	$75,180.59	$75,180.59
	PI			$12,171.33	$12,171.33	$12,171.33
Total	**Total**			**$183,253.00**	**$87,351.92**	**$87,351.92**

Proposed Accomplishments

Housing Units : 50

Actual Accomplishments

Number assisted:	Owner		Renter		Total		Person	
	Total	Hispanic	Total	Hispanic	Total	Hispanic	Total	Hispanic
White:	21	21	0	0	21	21	0	0
Black/African American:	0	0	0	0	0	0	0	0
Asian:	0	0	0	0	0	0	0	0
American Indian/Alaskan Native:	0	0	0	0	0	0	0	0
Native Hawaiian/Other Pacific Islander:	0	0	0	0	0	0	0	0
American Indian/Alaskan Native & White:	0	0	0	0	0	0	0	0
Asian White:	0	0	0	0	0	0	0	0
Black/African American & White:	0	0	0	0	0	0	0	0
American Indian/Alaskan Native & Black/African American:	0	0	0	0	0	0	0	0
Other multi-racial:	0	0	0	0	0	0	0	0
Asian/Pacific Islander:	0	0	0	0	0	0	0	0
Hispanic:	0	0	0	0	0	0	0	0
Total:	**21**	**21**	**0**	**0**	**21**	**21**	**0**	**0**
Female-headed Households:	0		0		0			

Income Category:	Owner	Renter	Total	Person
Extremely Low	3	0	3	0
Low Mod	4	0	4	0
Moderate	14	0	14	0
Non Low Moderate	0	0	0	0
Total	21	0	21	0
Percent Low/Mod	100.0%		100.0%	

Annual Accomplishments

Years	Accomplishment Narrative	# Benefitting
2015	DURING THE FIRST QUARTER, AFFORDABLE HOUSING DIVISION ASSISTED ONE HOMEBUYER WITH CDBG HOMEBUYER ASSISTANCE FUNDS AND PROVIDED 13 PRE-APPROVALS FOR HOMEBUYERS FROM CDBG AND HOME FUNDS. AND, $43,039.93 WAS SPENT. DURING THE SECOND QUARTER, AFFORDABLE HOUSING DIVISION ASSISTED SEVEN HOMEBUYERS WITH CDBG HOMEBUYER ASSISTANCE FUNDS. AND, 26,195.17 WAS SPENT. DURING THE THIRD QUARTER, TWO LOW-INCOME PEOPLE WERE ASSISTED. AND, $44,220.58 WAS SPENT. FOR THE FOURTH QUARTER, 6 LOW-INCOME OXNARD RESIDENTS WERE ASSISTED AND ACHIEVED HOMEOWNERSHIP. AND, $29,847.09 WAS SPENT. FOR FY2015-16, 17 FIRST-TIME HOMEBUYERS WERE FUNDED: 10 HOMEBUYERS WERE FUNDED WITH CDBG GRANT MONEY AND 7 HOMEBUYERS WERE FUNDED WITH HOME GRANT MONEY. FOR FY2015-2016, 4 REHABILITATION ACTIVITIES WERE FUNDED: 2 MOBILEHOMES AND 1 SINGLE FAMILY WERE FUNDED WITH CDBG GRANT MONEY AND 1 SINGLE FAMILY WITH HOME MONEY. FOR FY2015-2016, TWO INVOICES WERE PAID IN THE AMOUNT OF $565 EACH FOR A PROPERTY APPRAISAL FOR ACTIVITY 2105 FUNDED WITH CDBG MONEY AND 2106 FUNDED WITH HOME MONEY.	

PGM Year: 2015
Project: 0006 - CDBG15: DB-HOUSING SF REAHBILITATION ACTIVITIES
IDIS Activity: 2088 - CDBG15: DB-SF REHAB HABITAT ON HUMANITY

Status: Open
Location: 121 S Rice Ave Oxnard, CA 93030-7235

Objective: Provide decent affordable housing
Outcome: Affordability
Matrix Code: Rehab; Single-Unit Residential (14A)
National Objective: LMH

Initial Funding Date: 10/21/2015
Description:

Financing

	Fund Type	Grant Year	Grant	Funded Amount	Drawn In Program Year	Drawn Thru Program Year
CDBG	EN	2015	B15MC060534	$164,224.00	$0.00	$0.00
Total	**Total**			**$164,224.00**	**$0.00**	**$0.00**

Proposed Accomplishments

Housing Units : 16

Actual Accomplishments

Number assisted:	Owner		Renter		Total		Person	
	Total	Hispanic	Total	Hispanic	Total	Hispanic	Total	Hispanic
White:	0	0	0	0	0	0		0
Black/African American:	0	0	0	0	0	0	0	0
Asian:	0	0	0	0	0	0	0	0
American Indian/Alaskan Native:	0	0	0	0	0	0	0	0
Native Hawaiian/Other Pacific Islander:	0	0	0	0	0	0	0	0
American Indian/Alaskan Native & White:	0	0	0	0	0	0	0	0
Asian White:	0	0	0	0	0	0	0	0
Black/African American & White:	0	0	0	0	0	0	0	0
American Indian/Alaskan Native & Black/African American:	0	0	0	0	0	0	0	0
Other multi-racial:	0	0	0	0	0	0	0	0
Asian/Pacific Islander:	0	0	0	0	0	0	0	0
Hispanic:	0	0	0	0	0	0	0	0
Total:	**0**	**0**	**0**	**0**	**0**	**0**	**0**	**0**
Female-headed Households:	0		0		0			

Income Category:	Owner	Renter	Total	Person
Extremely Low	0	0	0	0
Low Mod	0	0	0	0
Moderate	0	0	0	0
Non Low Moderate	0	0	0	0
Total	0	0	0	0
Percent Low/Mod				

Annual Accomplishments

Years	Accomplishment Narrative	# Benefitting
2015	FOR FISCAL YEAR 2015-16; HABITAT FOR HUMANITY SELECTED 14 CANDIDATES FOR THE "PRESERVE A HOME" PROGRAM. AND, HABITAT FOR HUMANITY DETERMINED THE SCOPE OF SERVICES FOR THE WORK THAT NEEDS TO BE DONE TO THESE 14 HOMES. THE PROJECTED SCOPE OF WORK INCLUDES RAMP CONSTRUCTION, ADA COMPLIANCE, WALK IN SHOWER AND/OR GRAB BAR INSTALLATION AND WINDOW REPLACEMENTS.	

PGM Year: 2015
Project: 0004 - CDBG15: DB-PUBLIC IMPROVEMENTS
IDIS Activity: 2089 - CDBG15: DB-PLAYGROUND REPLACEMENT AT SOUTHWINDS

Status: Open
Location: 850 Hill St Oxnard, CA 93033-3100

Objective: Create suitable living environments
Outcome: Availability/accessibility
Matrix Code: Parks, Recreational Facilities (03F)
National Objective: LMA

Initial Funding Date: 10/21/2015
Description:

Financing

	Fund Type	Grant Year	Grant	Funded Amount	Drawn In Program Year	Drawn Thru Program Year
CDBG	EN	2015	B15MC060534	$350,000.00	$0.00	$0.00
Total	**Total**			**$350,000.00**	**$0.00**	**$0.00**

Proposed Accomplishments

Public Facilities : 1
Total Population in Service Area: 2,090
Census Tract Percent Low / Mod: 100.00

Annual Accomplishments

Years	Accomplishment Narrative	# Benefitting
2015	FOR THE FIRST QUARTER, THE ENVIRONEMENTAL REVIEW WAS DONE. FOR THE SECOND QUARTER, THE INTERDEPARTMENTAL AGREEMENT WAS PROCESSED. FOR THE THIRD QUARTER, THE DESIGN WAS COMPLETED AND THE PLANS ARE IN PLAN CHECK. FOR THE FOURTH QUARTER, PLANS WERE REVIEWED BY BUILDING AND SAFETY.	

PGM Year: 2015
Project: 0005 - CDBG15: DB-PUBLIC FACILITIES
IDIS Activity: 2090 - CDBG15: DB-WALKING TRAIL/BATHROOM RENOVATION AT SOUTHWINDS PARK

Status: Open
Location: 850 Hill St Oxnard, CA 93033-3100

Objective: Create suitable living environments
Outcome: Availability/accessibility
Matrix Code: Parks, Recreational Facilities (03F)
National Objective: LMA

Initial Funding Date: 10/21/2015

Description:

REPLACE EXISTING FIBAR MATERIAL, REPAIR ALL UNSAFE AND BROKEN CURBS, REMOVE OUTDATED BATHROOM FIXTURES AND BRING THEM UP TO CODE INCLUDING ADA STANDARD UPGRADES AND RESURFACE THE FLOORING.

Financing

	Fund Type	Grant Year	Grant	Funded Amount	Drawn In Program Year	Drawn Thru Program Year
CDBG	EN	2015	B15MC060534	$174,981.00	$8,739.27	$8,739.27
Total	**Total**			**$174,981.00**	**$8,739.27**	**$8,739.27**

Proposed Accomplishments

Public Facilities : 1
Total Population in Service Area: 2,090
Census Tract Percent Low / Mod: 100.00

Annual Accomplishments

Years	Accomplishment Narrative	# Benefitting
2015	FOR THE FIRST QUARTER,THE ENVIRONMENTAL REVIEW WAS DONE. FOR THE SECOND QUARTER, THE INTERDEPARTMENTAL AGREEMENT WAS PROCESSED. FOR THE THIRD QUARTER, THE DESIGN WAS COMPLETED AND THE PLANS ARE IN PLAN CHECK. FOR THE FOURTH QUARTER, PLANS WERE REVIEWED BY BUILDING AND SAFETY AND $7,778.54 WAS SPENT.	

PGM Year: 2015
Project: 0002 - CDBG15:PUBLIC SERVICES
IDIS Activity: 2091 - CDBG15: PS-WINTER WARMING SHELTER

Status: Open
Location: Address Suppressed

Objective: Create suitable living environments
Outcome: Availability/accessibility
Matrix Code: Public Services (General) (05)
National Objective: LMC

Initial Funding Date: 12/03/2015

Description:

CDBG FUNDING OF $10,000 IN CONJUNCTION WITH $40,000 FROM THE OXNARD HOUSING AUTHORITY'S GENERAL FUND WILL BE USED FOR SPACE RENTAL FOR THE "WINTER WARMING SHELTER" FOR THE HOMELESS FROM DECEMBER 2015 TO MARCH 2016.

Financing

	Fund Type	Grant Year	Grant	Funded Amount	Drawn In Program Year	Drawn Thru Program Year
CDBG	EN	Pre-2015		$500.00	$0.00	$0.00
		2014	B14MC060534		$500.00	$500.00
		2015	B15MC060534	$47,026.19	$38,705.90	$38,705.90
Total	**Total**			**$47,526.19**	**$39,205.90**	**$39,205.90**

Proposed Accomplishments

People (General) : 1,000

Actual Accomplishments

Number assisted:	Owner		Renter		Total		Person	
	Total	Hispanic	Total	Hispanic	Total	Hispanic	Total	Hispanic
White:	0	0	0	0	0	0	1,060	646
Black/African American:	0	0	0	0	0	0	122	0
Asian:	0	0	0	0	0	0	10	0
American Indian/Alaskan Native:	0	0	0	0	0	0	12	0
Native Hawaiian/Other Pacific Islander:	0	0	0	0	0	0	14	0
American Indian/Alaskan Native & White:	0	0	0	0	0	0	0	0
Asian White:	0	0	0	0	0	0	0	0
Black/African American & White:	0	0	0	0	0	0	0	0
American Indian/Alaskan Native & Black/African American:	0	0	0	0	0	0	0	0
Other multi-racial:	0	0	0	0	0	0	60	0
Asian/Pacific Islander:	0	0	0	0	0	0	0	0
Hispanic:	0	0	0	0	0	0	0	0
Total:	**0**	**0**	**0**	**0**	**0**	**0**	**1,278**	**646**

Female-headed Households:	0	0	0

Income Category:

	Owner	Renter	Total	Person
Extremely Low	0	0	0	1,278
Low Mod	0	0	0	0
Moderate	0	0	0	0
Non Low Moderate	0	0	0	0
Total	0	0	0	1,278
Percent Low/Mod				100.0%

Annual Accomplishments

Years	Accomplishment Narrative	# Benefitting
2015	THE REGIONAL WINTER WARMING SHELTER (WWS) OPERATED AT THE OXNARD NATIONAL GUARD ARMORY FROM DECEMBER 1, 2015, THROUGH APRIL 15, 2016. THE WWS PROVIDED A SAFE PLACE TO SLEEP AND SHOWER, HOT MEALS, AND ACCESS TO HOMELESS SERVICE PROVIDERS TO AN UNDUPLICATED TOTAL OF 655 HOMELESS PERSONS IN THE WINTER OF 2015-16. DURING THE 16-WEEK PERIOD, THE WWS WAS OPEN 135 NIGHTS, AND A TOTAL OF 11,792 SHELTER-NIGHTS WERE PROVIDED TO THESE 655 INDIVIDUALS.	

PGM Year: 2013
Project: 0012 - CDBG13: CIP-FIRST TIME HOMEBUYER
IDIS Activity: 2092 - HB-Cancino Javier Alvarez

Status: Completed 12/9/2015 12:00:00 AM
Location: 305 Canterbury Way Oxnard, CA 93033-8354

Objective: Provide decent affordable housing
Outcome: Affordability
Matrix Code: Direct Homeownership Assistance (13)
National Objective: LMH

Initial Funding Date: 10/30/2015

Description:

Assistance to purchase a single family home.

Financing

	Fund Type	Grant Year	Grant	Funded Amount	Drawn In Program Year	Drawn Thru Program Year
CDBG	EN	Pre-2015		$25,000.00	$0.00	$0.00
		2014	B14MC060534		$25,000.00	$25,000.00
Total	**Total**			**$25,000.00**	**$25,000.00**	**$25,000.00**

Proposed Accomplishments

Households (General) : 1

Actual Accomplishments

Number assisted:	Owner		Renter		Total		Person	
	Total	Hispanic	Total	Hispanic	Total	Hispanic	Total	Hispanic
White:	1	1	0	0	1	1	0	0
Black/African American:	0	0	0	0	0	0	0	0
Asian:	0	0	0	0	0	0	0	0
American Indian/Alaskan Native:	0	0	0	0	0	0	0	0
Native Hawaiian/Other Pacific Islander:	0	0	0	0	0	0	0	0
American Indian/Alaskan Native & White:	0	0	0	0	0	0	0	0
Asian White:	0	0	0	0	0	0	0	0
Black/African American & White:	0	0	0	0	0	0	0	0
American Indian/Alaskan Native & Black/African American:	0	0	0	0	0	0	0	0
Other multi-racial:	0	0	0	0	0	0	0	0
Asian/Pacific Islander:	0	0	0	0	0	0	0	0
Hispanic:	0	0	0	0	0	0	0	0
Total:	**1**	**1**	**0**	**0**	**1**	**1**	**0**	**0**
Female-headed Households:	0		0		0			

Income Category:	Owner	Renter	Total	Person
Extremely Low	0	0	0	0
Low Mod	1	0	1	0
Moderate	0	0	0	0
Non Low Moderate	0	0	0	0
Total	1	0	1	0
Percent Low/Mod	100.0%		100.0%	

Annual Accomplishments

Years	Accomplishment Narrative	# Benefitting
2014	Assisted for the purchase of a property with a sales price of $235,000. The City provided $25,000 CDBG. Homebuyer obtained a mortgage loan from VCCDC for $163,000 and provided a down payment of $8,768.	

PGM Year: 2014
Project: 0016 - CDBG14 DB-FIRST TIME HOMEBUYER
IDIS Activity: 2100 - Veronica Galindo

Status: Completed 5/11/2016 12:00:00 AM
Location: 1328 Gina Dr Oxnard, CA 93030-3275

Objective: Provide decent affordable housing
Outcome: Affordability
Matrix Code: Direct Homeownership Assistance (13)
National Objective: LMH

Initial Funding Date: 02/18/2016

Description:

Downpayment assistance to purchase a home.

Financing

	Fund Type	Grant Year	Grant	Funded Amount	Drawn In Program Year	Drawn Thru Program Year
CDBG	EN	Pre-2015		$25,000.00	$0.00	$0.00
		2014	B14MC060534		$25,000.00	$25,000.00
Total	**Total**			**$25,000.00**	**$25,000.00**	**$25,000.00**

Proposed Accomplishments

Households (General) : 1

Actual Accomplishments

Number assisted:	Owner		Renter		Total		Person	
	Total	Hispanic	Total	Hispanic	Total	Hispanic	Total	Hispanic
White:	1	1	0	0	1	1	0	0
Black/African American:	0	0	0	0	0	0	0	0
Asian:	0	0	0	0	0	0	0	0
American Indian/Alaskan Native:	0	0	0	0	0	0	0	0
Native Hawaiian/Other Pacific Islander:	0	0	0	0	0	0	0	0
American Indian/Alaskan Native & White:	0	0	0	0	0	0	0	0
Asian White:	0	0	0	0	0	0	0	0
Black/African American & White:	0	0	0	0	0	0	0	0
American Indian/Alaskan Native & Black/African American:	0	0	0	0	0	0	0	0
Other multi-racial:	0	0	0	0	0	0	0	0
Asian/Pacific Islander:	0	0	0	0	0	0	0	0
Hispanic:	0	0	0	0	0	0	0	0
Total:	**1**	**1**	**0**	**0**	**1**	**1**	**0**	**0**
Female-headed Households:	0		0		0			

Income Category:	Owner	Renter	Total	Person
Extremely Low	0	0	0	0
Low Mod	1	0	1	0
Moderate	0	0	0	0
Non Low Moderate	0	0	0	0
Total	1	0	1	0
Percent Low/Mod	100.0%		100.0%	

Annual Accomplishments

Years	Accomplishment Narrative	# Benefitting
2015	Assisted for the purchase of a property with a sales price of $346,000. The City provided $25,000 CDBG, the homebuyer obtained a mortgage loan from VCCDC for $272,000 and provided a down payment of $10,440.00	

PGM Year: 2014
Project: 0016 - CDBG14 DB-FIRST TIME HOMEBUYER
IDIS Activity: 2101 - Juan Rodriguez

Status: Completed 5/11/2016 12:00:00 AM
Location: 4800 Del Oro Pl Oxnard, CA 93033-7530

Objective: Provide decent affordable housing
Outcome: Affordability
Matrix Code: Direct Homeownership Assistance (13)
National Objective: LMH

Initial Funding Date: 02/19/2016

Description:

Homebuyer downpayment assistance to purchase a home.

Financing

	Fund Type	Grant Year	Grant	Funded Amount	Drawn In Program Year	Drawn Thru Program Year
CDBG	EN	Pre-2015		$25,000.00	$0.00	$0.00
		2014	B14MC060534		$25,000.00	$25,000.00
Total	**Total**			**$25,000.00**	**$25,000.00**	**$25,000.00**

Proposed Accomplishments

Households (General) : 1

Actual Accomplishments

Number assisted:	Owner		Renter		Total		Person	
	Total	Hispanic	Total	Hispanic	Total	Hispanic	Total	Hispanic
White:	1	1	0	0	1	1	0	0
Black/African American:	0	0	0	0	0	0	0	0
Asian:	0	0	0	0	0	0	0	0
American Indian/Alaskan Native:	0	0	0	0	0	0	0	0
Native Hawaiian/Other Pacific Islander:	0	0	0	0	0	0	0	0
American Indian/Alaskan Native & White:	0	0	0	0	0	0	0	0
Asian White:	0	0	0	0	0	0	0	0
Black/African American & White:	0	0	0	0	0	0	0	0
American Indian/Alaskan Native & Black/African American:	0	0	0	0	0	0	0	0
Other multi-racial:	0	0	0	0	0	0	0	0
Asian/Pacific Islander:	0	0	0	0	0	0	0	0
Hispanic:	0	0	0	0	0	0	0	0
Total:	**1**	**1**	**0**	**0**	**1**	**1**	**0**	**0**
Female-headed Households:	0		0		0			

Income Category:	Owner	Renter	Total	Person
Extremely Low	0	0	0	0
Low Mod	1	0	1	0
Moderate	0	0	0	0
Non Low Moderate	0	0	0	0
Total	1	0	1	0
Percent Low/Mod	100.0%		100.0%	

Annual Accomplishments

Years	Accomplishment Narrative	# Benefitting
2015	Assisted for the purchase of a property with a sales price of $405,000. The City provided $25,000 CDBG, the homebuyer obtained a mortgage loan from Academy Mortgage for $386,390 and provided a down payment of $4,000.	

PGM Year: 2015
Project: 0007 - CDBG15: DB-1ST TIME HB ASSISTANCE
IDIS Activity: 2102 - Benito Meza

Status: Completed 5/25/2016 12:00:00 AM
Location: 437 Hill St Oxnard, CT 93033-3239

Objective: Provide decent affordable housing
Outcome: Affordability
Matrix Code: Direct Homeownership Assistance (13)
National Objective: LMH

Initial Funding Date: 03/30/2016

Description:

Downpayment assistance to purchase a home.

Financing

	Fund Type	Grant Year	Grant	Funded Amount	Drawn In Program Year	Drawn Thru Program Year
CDBG	EN	Pre-2015		$22,703.32	$0.00	$0.00
		2014	B14MC060534		$22,703.32	$22,703.32
	PI			$2,296.68	$2,296.68	$2,296.68
Total	**Total**			**$25,000.00**	**$25,000.00**	**$25,000.00**

Proposed Accomplishments

Households (General) : 1

Actual Accomplishments

Number assisted:	Owner		Renter		Total		Person	
	Total	Hispanic	Total	Hispanic	Total	Hispanic	Total	Hispanic
White:	1	1	0	0	1	1	0	0
Black/African American:	0	0	0	0	0	0	0	0
Asian:	0	0	0	0	0	0	0	0
American Indian/Alaskan Native:	0	0	0	0	0	0	0	0
Native Hawaiian/Other Pacific Islander:	0	0	0	0	0	0	0	0
American Indian/Alaskan Native & White:	0	0	0	0	0	0	0	0
Asian White:	0	0	0	0	0	0	0	0
Black/African American & White:	0	0	0	0	0	0	0	0
American Indian/Alaskan Native & Black/African American:	0	0	0	0	0	0	0	0
Other multi-racial:	0	0	0	0	0	0	0	0
Asian/Pacific Islander:	0	0	0	0	0	0	0	0
Hispanic:	0	0	0	0	0	0	0	0
Total:	**1**	**1**	**0**	**0**	**1**	**1**	**0**	**0**

Female-headed Households:	0	0	0

Income Category:

	Owner	Renter	Total	Person
Extremely Low	0	0	0	0
Low Mod	1	0	1	0
Moderate	0	0	0	0
Non Low Moderate	0	0	0	0
Total	1	0	1	0
Percent Low/Mod	100.0%		100.0%	

Annual Accomplishments

Years	Accomplishment Narrative	# Benefitting
2015	Provided downpayment assistance to purchase a home with a purchase price of $330,000. Homebuyer obtained a mortgage loan of $280,219 from NLC Loans, a $30,000 CalHome loan, a $25,000 CDBG loan, and his downpayment contribution was $5,302.	

PGM Year: 2015
Project: 0007 - CDBG15: DB-1ST TIME HB ASSISTANCE
IDIS Activity: 2103 - Alfredo Almendarez

Status: Completed 6/30/2016 12:00:00 AM
Location: 435 Percy St Oxnard, CA 93033-7155

Objective: Provide decent affordable housing
Outcome: Affordability
Matrix Code: Direct Homeownership Assistance (13)
National Objective: LMH

Initial Funding Date: 05/25/2016

Description:

Homebuyer Downpayment Assistance

Financing

	Fund Type	Grant Year	Grant	Funded Amount	Drawn In Program Year	Drawn Thru Program Year
CDBG	EN	Pre-2015		$23,078.94	$0.00	$0.00
		2014	B14MC060534		$23,078.94	$23,078.94
	PI			$1,921.06	$1,921.06	$1,921.06
Total	**Total**			**$25,000.00**	**$25,000.00**	**$25,000.00**

Proposed Accomplishments

Households (General) : 1

Actual Accomplishments

Number assisted:	Owner		Renter		Total		Person	
	Total	Hispanic	Total	Hispanic	Total	Hispanic	Total	Hispanic
White:	1	1	0	0	1	1	0	0
Black/African American:	0	0	0	0	0	0	0	0
Asian:	0	0	0	0	0	0	0	0
American Indian/Alaskan Native:	0	0	0	0	0	0	0	0
Native Hawaiian/Other Pacific Islander:	0	0	0	0	0	0	0	0
American Indian/Alaskan Native & White:	0	0	0	0	0	0	0	0
Asian White:	0	0	0	0	0	0	0	0
Black/African American & White:	0	0	0	0	0	0	0	0
American Indian/Alaskan Native & Black/African American:	0	0	0	0	0	0	0	0
Other multi-racial:	0	0	0	0	0	0	0	0
Asian/Pacific Islander:	0	0	0	0	0	0	0	0
Hispanic:	0	0	0	0	0	0	0	0
Total:	**1**	**1**	**0**	**0**	**1**	**1**	**0**	**0**

Female-headed Households:	0	0	0

Income Category:

	Owner	Renter	Total	Person
Extremely Low	0	0	0	0
Low Mod	1	0	1	0
Moderate	0	0	0	0
Non Low Moderate	0	0	0	0
Total	1	0	1	0
Percent Low/Mod	100.0%		100.0%	

Annual Accomplishments

Years	Accomplishment Narrative	# Benefitting
2015	Provided downpayment assistance to purchase a property for $265,000. Homebuyer obtained a mortgage loan of $180,000 from VCCDC, a $31,000 CalHome loan, a $25,000 CDBG loan, and his downpayment was $19,082.	

PGM Year: 2015
Project: 0007 - CDBG15: DB-1ST TIME HB ASSISTANCE
IDIS Activity: 2104 - Theresa Hernandez

Status: Completed 6/30/2016 12:00:00 AM
Location: 3761 Ketch Avenue #B Oxnard, CA 93035

Objective: Provide decent affordable housing
Outcome: Affordability
Matrix Code: Direct Homeownership Assistance (13)
National Objective: LMH

Initial Funding Date: 05/25/2016

Description:

Homebuyer Downpayment assistance.

Financing

	Fund Type	Grant Year	Grant	Funded Amount	Drawn In Program Year	Drawn Thru Program Year
CDBG	EN	Pre-2015		$25,000.00	$0.00	$0.00
		2014	B14MC060534		$25,000.00	$25,000.00
Total	**Total**			**$25,000.00**	**$25,000.00**	**$25,000.00**

Proposed Accomplishments

Households (General) : 1

Actual Accomplishments

Number assisted:	Owner		Renter		Total		Person	
	Total	Hispanic	Total	Hispanic	Total	Hispanic	Total	Hispanic
White:	1	1	0	0	1	1	0	0
Black/African American:	0	0	0	0	0	0	0	0
Asian:	0	0	0	0	0	0	0	0
American Indian/Alaskan Native:	0	0	0	0	0	0	0	0
Native Hawaiian/Other Pacific Islander:	0	0	0	0	0	0	0	0
American Indian/Alaskan Native & White:	0	0	0	0	0	0	0	0
Asian White:	0	0	0	0	0	0	0	0
Black/African American & White:	0	0	0	0	0	0	0	0
American Indian/Alaskan Native & Black/African American:	0	0	0	0	0	0	0	0
Other multi-racial:	0	0	0	0	0	0	0	0
Asian/Pacific Islander:	0	0	0	0	0	0	0	0
Hispanic:	0	0	0	0	0	0	0	0
Total:	**1**	**1**	**0**	**0**	**1**	**1**	**0**	**0**
Female-headed Households:	1		0		1			

Income Category:	Owner	Renter	Total	Person
Extremely Low	0	0	0	0
Low Mod	0	0	0	0
Moderate	1	0	1	0
Non Low Moderate	0	0	0	0
Total	1	0	1	0
Percent Low/Mod	100.0%		100.0%	

Annual Accomplishments

Years	Accomplishment Narrative	# Benefitting
2015	Provided downpayment assistance to purchase a home for $335,000. Homebuyer obtained a mortgage loan of $204,350 from Guild Mortgage, a $58,225 CalHome loan, a $25,000 CDBG loan, and his downpayment was $9,600.	

PGM Year: 2015
Project: 0007 - CDBG15: DB-1ST TIME HB ASSISTANCE
IDIS Activity: 2107 - Herminio Hernandez

Status: Completed 6/30/2016 12:00:00 AM
Location: 353 Riverpark Blvd Unit 202 Oxnard, CA 93036-7647

Objective: Provide decent affordable housing
Outcome: Affordability
Matrix Code: Direct Homeownership Assistance (13)
National Objective: LMH

Initial Funding Date: 06/02/2016

Description:

Assist with the downpayment to purchase a home.

Financing

	Fund Type	Grant Year	Grant	Funded Amount	Drawn In Program Year	Drawn Thru Program Year
CDBG	EN	Pre-2015		$10,675.00	$0.00	$0.00
		2014	B14MC060534		$10,675.00	$10,675.00
Total	**Total**			**$10,675.00**	**$10,675.00**	**$10,675.00**

Proposed Accomplishments

Households (General) : 1

Actual Accomplishments

Number assisted:	Owner		Renter		Total		Person	
	Total	Hispanic	Total	Hispanic	Total	Hispanic	Total	Hispanic
White:	1	1	0	0	1	1	0	0
Black/African American:	0	0	0	0	0	0	0	0
Asian:	0	0	0	0	0	0	0	0
American Indian/Alaskan Native:	0	0	0	0	0	0	0	0
Native Hawaiian/Other Pacific Islander:	0	0	0	0	0	0	0	0
American Indian/Alaskan Native & White:	0	0	0	0	0	0	0	0
Asian White:	0	0	0	0	0	0	0	0
Black/African American & White:	0	0	0	0	0	0	0	0
American Indian/Alaskan Native & Black/African American:	0	0	0	0	0	0	0	0
Other multi-racial:	0	0	0	0	0	0	0	0
Asian/Pacific Islander:	0	0	0	0	0	0	0	0
Hispanic:	0	0	0	0	0	0	0	0
Total:	**1**	**1**	**0**	**0**	**1**	**1**	**0**	**0**
Female-headed Households:	0		0		0			

Income Category:	Owner	Renter	Total	Person
Extremely Low	0	0	0	0
Low Mod	0	0	0	0
Moderate	0	0	0	0
Non Low Moderate	1	0	1	0
Total	1	0	1	0
Percent Low/Mod	0.0%		0.0%	

Annual Accomplishments

Years	Accomplishment Narrative	# Benefitting
2015	Able to assist a low income family to become homeowners through the downpayment assistance program. Buyer received $51,000 CalHome funds, $10,675 CDBG funds, a mortgage loan with VCCDC of $120,408, and provided a downpayment of $28,173.	

PGM Year: 2015
Project: 0007 - CDBG15: DB-1ST TIME HB ASSISTANCE
IDIS Activity: 2108 - Gonzalez, Salvador

Status: Completed 6/30/2016 12:00:00 AM
Location: 1100 W Kamala St Oxnard, CA 93033-3317

Objective: Provide decent affordable housing
Outcome: Affordability
Matrix Code: Direct Homeownership Assistance (13)
National Objective: LMH

Initial Funding Date: 06/21/2016

Description:

Homebuyer downpayment assistance to purchase a home.

Financing

	Fund Type	Grant Year	Grant	Funded Amount	Drawn In Program Year	Drawn Thru Program Year
CDBG	EN	Pre-2015		$17,364.00	$0.00	$0.00
		2014	B14MC060534		$17,364.00	$17,364.00
Total	**Total**			**$17,364.00**	**$17,364.00**	**$17,364.00**

Proposed Accomplishments

Households (General) : 1

Actual Accomplishments

Number assisted:	Owner		Renter		Total		Person	
	Total	Hispanic	Total	Hispanic	Total	Hispanic	Total	Hispanic
White:	1	1	0	0	1	1	0	0
Black/African American:	0	0	0	0	0	0	0	0
Asian:	0	0	0	0	0	0	0	0
American Indian/Alaskan Native:	0	0	0	0	0	0	0	0
Native Hawaiian/Other Pacific Islander:	0	0	0	0	0	0	0	0
American Indian/Alaskan Native & White:	0	0	0	0	0	0	0	0
Asian White:	0	0	0	0	0	0	0	0
Black/African American & White:	0	0	0	0	0	0	0	0
American Indian/Alaskan Native & Black/African American:	0	0	0	0	0	0	0	0
Other multi-racial:	0	0	0	0	0	0	0	0
Asian/Pacific Islander:	0	0	0	0	0	0	0	0
Hispanic:	0	0	0	0	0	0	0	0
Total:	**1**	**1**	**0**	**0**	**1**	**1**	**0**	**0**
Female-headed Households:	0		0		0			

Income Category:	Owner	Renter	Total	Person
Extremely Low	0	0	0	0
Low Mod	0	0	0	0
Moderate	1	0	1	0
Non Low Moderate	0	0	0	0
Total	1	0	1	0
Percent Low/Mod	100.0%		100.0%	

Annual Accomplishments

Years	Accomplishment Narrative	# Benefitting
2015	Assistance to purchase a property for $380,000. Obtained a mortgage loan from Prospect Mortgage for $295,275, a CalHFA loan for $19,000, CalHome loan for $58,225, a CDBG forgivable loan for $17,364, and provided a downpayment of $5,394.	

PGM Year: 2015
Project: 0007 - CDBG15: DB-1ST TIME HB ASSISTANCE
IDIS Activity: 2109 - Chavez Bulmaro

Status: Completed 6/30/2016 12:00:00 AM
Location: 2100 Hill St Oxnard, CA 93035-2617

Objective: Provide decent affordable housing
Outcome: Affordability
Matrix Code: Direct Homeownership Assistance (13)
National Objective: LMH

Initial Funding Date: 06/22/2016

Description:

Downpayment assistance to purchase a home.

Financing

	Fund Type	Grant Year	Grant	Funded Amount	Drawn In Program Year	Drawn Thru Program Year
CDBG	EN	Pre-2015		$18,140.00	$0.00	$0.00
		2014	B14MC060534		$18,140.00	$18,140.00
Total	**Total**			**$18,140.00**	**$18,140.00**	**$18,140.00**

Proposed Accomplishments

Households (General) : 1

Actual Accomplishments

Number assisted:	Owner		Renter		Total		Person	
	Total	Hispanic	Total	Hispanic	Total	Hispanic	Total	Hispanic
White:	1	1	0	0	1	1	0	0
Black/African American:	0	0	0	0	0	0	0	0
Asian:	0	0	0	0	0	0	0	0
American Indian/Alaskan Native:	0	0	0	0	0	0	0	0
Native Hawaiian/Other Pacific Islander:	0	0	0	0	0	0	0	0
American Indian/Alaskan Native & White:	0	0	0	0	0	0	0	0
Asian White:	0	0	0	0	0	0	0	0
Black/African American & White:	0	0	0	0	0	0	0	0
American Indian/Alaskan Native & Black/African American:	0	0	0	0	0	0	0	0
Other multi-racial:	0	0	0	0	0	0	0	0
Asian/Pacific Islander:	0	0	0	0	0	0	0	0
Hispanic:	0	0	0	0	0	0	0	0
Total:	**1**	**1**	**0**	**0**	**1**	**1**	**0**	**0**
Female-headed Households:	0		0		0			

Income Category:	Owner	Renter	Total	Person
Extremely Low	0	0	0	0
Low Mod	0	0	0	0
Moderate	1	0	1	0
Non Low Moderate	0	0	0	0
Total	1	0	1	0
Percent Low/Mod	100.0%		100.0%	

Annual Accomplishments

Years	Accomplishment Narrative	# Benefitting
2015	Purchased a property for $438,000. Obtained a mortgage loan from Prospect Mortgage for $343,000; a CalHFA loan for $21,900, a CAlHome loan for $58,225, and a CDBG forgivable loan for $18,140, and provided a downpayment of $13,243.	

Total Funded Amount:	**$24,831,805.92**
Total Drawn Thru Program Year:	**$23,346,927.42**
Total Drawn In Program Year:	**$1,861,339.31**

EXHIBIT IV

Summary of Accomplishments for Program Year 2015, IDIS Form –PR 23

OXNARD

Count of CDBG Activities with Disbursements by Activity Group & Matrix Code

Activity Group	Activity Category	Open Count	Open Activities Disbursed	Completed Count	Completed Activities Disbursed	Program Year Count	Total Activities Disbursed
Housing	Direct Homeownership Assistance (13)	0	$0.00	10	$209,346.00	10	$209,346.00
	Rehab; Single-Unit Residential (14A)	1	$0.00	3	$39,645.64	4	$39,645.64
	Housing Services (14J)	1	$87,351.92	0	$0.00	1	$87,351.92
	Code Enforcement (15)	0	$0.00	1	$192,528.53	1	$192,528.53
	Total Housing	**2**	**$87,351.92**	**14**	**$441,520.17**	**16**	**$528,872.09**
Public Facilities and Improvements	Public Facilities and Improvement (General) (03)	2	$0.00	0	$0.00	2	$0.00
	Parks, Recreational Facilities (03F)	3	$572,581.11	0	$0.00	3	$572,581.11
	Parking Facilities (03G)	0	$0.00	1	$30,911.12	1	$30,911.12
	Street Improvements (03K)	1	$0.00	0	$0.00	1	$0.00
	Total Public Facilities and Improvements	**6**	**$572,581.11**	**1**	**$30,911.12**	**7**	**$603,492.23**
Public Services	Public Services (General) (05)	1	$39,205.90	4	$168,868.91	5	$208,074.81
	Senior Services (05A)	0	$0.00	1	$48,443.65	1	$48,443.65
	Youth Services (05D)	0	$0.00	1	$7,000.00	1	$7,000.00
	Fair Housing Activities (if CDGS, then subject to 15% cap) (05J)	1	$50,226.40	0	$0.00	1	$50,226.40
	Health Services (05M)	0	$0.00	1	$15,000.00	1	$15,000.00
	Total Public Services	**2**	**$89,432.30**	**7**	**$239,312.56**	**9**	**$328,744.86**
General Administration and Planning	General Program Administration (21A)	3	$400,230.13	0	$0.00	3	$400,230.13
	Total General Administration and Planning	**3**	**$400,230.13**	**0**	**$0.00**	**3**	**$400,230.13**
Grand Total		**13**	**$1,149,595.46**	**22**	**$711,743.85**	**35**	**$1,861,339.31**

OXNARD

CDBG Sum of Actual Accomplishments by Activity Group and Accomplishment Type

Activity Group	Matrix Code	Accomplishment Type	Open Count	Completed Count	Program Year Totals
Housing	Direct Homeownership Assistance (13)	Households	0	10	10
	Rehab; Single-Unit Residential (14A)	Housing Units	0	4	4
	Housing Services (14J)	Housing Units	21	0	21
	Code Enforcement (15)	Housing Units	0	17,200	17,200
	Total Housing		**21**	**17,214**	**17,235**
Public Facilities and Improvements	Public Facilities and Improvement (General) (03)	Persons	2,055	0	2,055
	Parks, Recreational Facilities (03F)	Public Facilities	11,845	0	11,845
	Parking Facilities (03G)	Public Facilities	0	5,154	5,154
	Street Improvements (03K)	Persons	10,970	0	10,970
	Total Public Facilities and Improvements		**24,870**	**5,154**	**30,024**
Public Services	Public Services (General) (05)	Persons	639	3,815	4,454
	Senior Services (05A)	Persons	0	70	70
	Youth Services (05D)	Persons	0	70	70
	Fair Housing Activities (if CDGS, then subject to 15% cap) (05J)	Persons	240	0	240
	Health Services (05M)	Persons	0	204	204
	Total Public Services		**879**	**4,159**	**5,038**
Grand Total			**25,770**	**26,527**	**52,297**

OXNARD

CDBG Beneficiaries by Racial / Ethnic Category

Housing-Non Housing	Race	Total Persons	Total Hispanic Persons	Total Households	Total Hispanic Households
Housing	White	0	0	14	14
	Total Housing	**0**	**0**	**14**	**14**
Non Housing	White	2,288	1,551	21	21
	Black/African American	222	3	0	0
	Asian	110	2	0	0
	American Indian/Alaskan Native	49	16	0	0
	Native Hawaiian/Other Pacific Islander	17	1	0	0
	American Indian/Alaskan Native & White	1	1	0	0
	Asian & White	3	1	0	0
	Black/African American & White	4	2	0	0
	Amer. Indian/Alaskan Native & Black/African Amer.	1	0	0	0
	Other multi-racial	284	99	0	0
	Total Non Housing	**2,979**	**1,676**	**21**	**21**
Grand Total	White	2,288	1,551	35	35
	Black/African American	222	3	0	0
	Asian	110	2	0	0
	American Indian/Alaskan Native	49	16	0	0
	Native Hawaiian/Other Pacific Islander	17	1	0	0
	American Indian/Alaskan Native & White	1	1	0	0
	Asian & White	3	1	0	0
	Black/African American & White	4	2	0	0
	Amer. Indian/Alaskan Native & Black/African Amer.	1	0	0	0
	Other multi-racial	284	99	0	0
	Total Grand Total	**2,979**	**1,676**	**35**	**35**

OXNARD

CDBG Beneficiaries by Income Category

	Income Levels	Owner Occupied	Renter Occupied	Persons
Housing	Extremely Low (<=30%)	1	0	0
	Low (>30% and <=50%)	6	0	0
	Mod (>50% and <=80%)	3	0	0
	Total Low-Mod	10	0	0
	Non Low-Mod (>80%)	1	0	0
	Total Beneficiaries	11	0	0
Non Housing	Extremely Low (<=30%)	3	0	2,176
	Low (>30% and <=50%)	4	0	330
	Mod (>50% and <=80%)	14	0	284
	Total Low-Mod	21	0	2,790
	Non Low-Mod (>80%)	0	0	189
	Total Beneficiaries	21	0	2,979

EXHIBIT V CDBG Financial Summary for Program Year 2015, IDIS Form –PR 26

Program Income Details for CDBG program Year 2015, IDIS Form –PR 09

PART I: SUMMARY OF CDBG RESOURCES	
01 UNEXPENDED CDBG FUNDS AT END OF PREVIOUS PROGRAM YEAR	2,071,500.83
02 ENTITLEMENT GRANT	2,131,803.00
03 SURPLUS URBAN RENEWAL	0.00
04 SECTION 108 GUARANTEED LOAN FUNDS	0.00
05 CURRENT YEAR PROGRAM INCOME	34,928.39
05a CURRENT YEAR SECTION 108 PROGRAM INCOME (FOR SI TYPE)	0.00
06 FUNDS RETURNED TO THE LINE-OF-CREDIT	0.00
06a FUNDS RETURNED TO THE LOCAL CDBG ACCOUNT	0.00
07 ADJUSTMENT TO COMPUTE TOTAL AVAILABLE	0.00
08 TOTAL AVAILABLE (SUM, LINES 01-07)	4,238,232.22
PART II: SUMMARY OF CDBG EXPENDITURES	
09 DISBURSEMENTS OTHER THAN SECTION 108 REPAYMENTS AND PLANNING/ADMINISTRATION	1,461,109.18
10 ADJUSTMENT TO COMPUTE TOTAL AMOUNT SUBJECT TO LOW/MOD BENEFIT	0.00
11 AMOUNT SUBJECT TO LOW/MOD BENEFIT (LINE 09 + LINE 10)	1,461,109.18
12 DISBURSED IN IDIS FOR PLANNING/ADMINISTRATION	400,230.13
13 DISBURSED IN IDIS FOR SECTION 108 REPAYMENTS	0.00
14 ADJUSTMENT TO COMPUTE TOTAL EXPENDITURES	0.00
15 TOTAL EXPENDITURES (SUM, LINES 11-14)	1,861,339.31
16 UNEXPENDED BALANCE (LINE 08 - LINE 15)	2,376,892.91
PART III: LOWMOD BENEFIT THIS REPORTING PERIOD	
17 EXPENDED FOR LOW/MOD HOUSING IN SPECIAL AREAS	0.00
18 EXPENDED FOR LOW/MOD MULTI-UNIT HOUSING	0.00
19 DISBURSED FOR OTHER LOW/MOD ACTIVITIES	1,461,109.18
20 ADJUSTMENT TO COMPUTE TOTAL LOW/MOD CREDIT	0.00
21 TOTAL LOW/MOD CREDIT (SUM, LINES 17-20)	1,461,109.18
22 PERCENT LOW/MOD CREDIT (LINE 21/LINE 11)	100.00%
LOW/MOD BENEFIT FOR MULTI-YEAR CERTIFICATIONS	
23 PROGRAM YEARS(PY) COVERED IN CERTIFICATION	PY: 2013 PY: 2014 PY: 2015
24 CUMULATIVE NET EXPENDITURES SUBJECT TO LOW/MOD BENEFIT CALCULATION	0.00
25 CUMULATIVE EXPENDITURES BENEFITING LOW/MOD PERSONS	0.00
26 PERCENT BENEFIT TO LOW/MOD PERSONS (LINE 25/LINE 24)	0.00%
PART IV: PUBLIC SERVICE (PS) CAP CALCULATIONS	
27 DISBURSED IN IDIS FOR PUBLIC SERVICES	328,744.86
28 PS UNLIQUIDATED OBLIGATIONS AT END OF CURRENT PROGRAM YEAR	0.00
29 PS UNLIQUIDATED OBLIGATIONS AT END OF PREVIOUS PROGRAM YEAR	0.00
30 ADJUSTMENT TO COMPUTE TOTAL PS OBLIGATIONS	0.00
31 TOTAL PS OBLIGATIONS (LINE 27 + LINE 28 - LINE 29 + LINE 30)	328,744.86
32 ENTITLEMENT GRANT	2,131,803.00
33 PRIOR YEAR PROGRAM INCOME	111,833.00
34 ADJUSTMENT TO COMPUTE TOTAL SUBJECT TO PS CAP	0.00
35 TOTAL SUBJECT TO PS CAP (SUM, LINES 32-34)	2,243,636.00
36 PERCENT FUNDS OBLIGATED FOR PS ACTIVITIES (LINE 31/LINE 35)	14.65%
PART V: PLANNING AND ADMINISTRATION (PA) CAP	
37 DISBURSED IN IDIS FOR PLANNING/ADMINISTRATION	400,230.13
38 PA UNLIQUIDATED OBLIGATIONS AT END OF CURRENT PROGRAM YEAR	0.00
39 PA UNLIQUIDATED OBLIGATIONS AT END OF PREVIOUS PROGRAM YEAR	0.00
40 ADJUSTMENT TO COMPUTE TOTAL PA OBLIGATIONS	0.00
41 TOTAL PA OBLIGATIONS (LINE 37 + LINE 38 - LINE 39 +LINE 40)	400,230.13
42 ENTITLEMENT GRANT	2,131,803.00
43 CURRENT YEAR PROGRAM INCOME	34,928.39
44 ADJUSTMENT TO COMPUTE TOTAL SUBJECT TO PA CAP	0.00
45 TOTAL SUBJECT TO PA CAP (SUM, LINES 42-44)	2,166,731.39
46 PERCENT FUNDS OBLIGATED FOR PA ACTIVITIES (LINE 41/LINE 45)	18.47%

LINE 17 DETAIL: ACTIVITIES TO CONSIDER IN DETERMINING THE AMOUNT TO ENTER ON LINE 17

Report returned no data.

LINE 18 DETAIL: ACTIVITIES TO CONSIDER IN DETERMINING THE AMOUNT TO ENTER ON LINE 18

Report returned no data.

LINE 19 DETAIL: ACTIVITIES INCLUDED IN THE COMPUTATION OF LINE 19

Plan Year	IDIS Project	IDIS Activity	Voucher Number	Activity Name	Matrix Code	National Objective	Drawn Amount
2010	28	1691	5844879	CDBG09: CIP-CAMPUS PARK GYMNASIUM	03F	LMA	$5,516.19
2010	28	1691	5856929	CDBG09: CIP-CAMPUS PARK GYMNASIUM	03F	LMA	$333,982.59
2010	28	1691	5863199	CDBG09: CIP-CAMPUS PARK GYMNASIUM	03F	LMA	$1,190.00
2010	28	1691	5885143	CDBG09: CIP-CAMPUS PARK GYMNASIUM	03F	LMA	$66,149.38
2010	28	1691	5887280	CDBG09: CIP-CAMPUS PARK GYMNASIUM	03F	LMA	$65,501.37
2010	28	1691	5933085	CDBG09: CIP-CAMPUS PARK GYMNASIUM	03F	LMA	$91,502.31
2015	5	2090	5953304	CDBG15: DB-WALKING TRAIL/BATHROOM RENOVATION AT SOUTHWINDS PARK	03F	LMA	$2,895.00
2015	5	2090	5953672	CDBG15: DB-WALKING TRAIL/BATHROOM RENOVATION AT SOUTHWINDS PARK	03F	LMA	$4,883.54
2015	5	2090	5960563	CDBG15: DB-WALKING TRAIL/BATHROOM RENOVATION AT SOUTHWINDS PARK	03F	LMA	$960.73
					03F	**Matrix Code**	**$572,581.11**
2013	21	1961	5863199	CDBG13: CIP COLONIA RD PARKING LOTS AND ALLEY DRIVE	03G	LMA	$5,510.30
2013	21	1961	5887280	CDBG13: CIP COLONIA RD PARKING LOTS AND ALLEY DRIVE	03G	LMA	$25,400.82
					03G	**Matrix Code**	**$30,911.12**
2015	2	2077	5874618	CDBG15: PS-COMMUNITY ACTION OF VC	05	LMC	$14,918.88
2015	2	2077	5885146	CDBG15: PS-COMMUNITY ACTION OF VC	05	LMC	$3,798.07
2015	2	2077	5933074	CDBG15: PS-COMMUNITY ACTION OF VC	05	LMC	$19,105.04
2015	2	2077	5949443	CDBG15: PS-COMMUNITY ACTION OF VC	05	LMC	$6,377.92
2015	2	2079	5949443	CDBG15: PS-SAINT VINCENT DE PAUL	05	LMC	$50,000.00
2015	2	2081	5857231	CDBG15: PS-COLONIA GYM	05	LMA	$9,055.63
2015	2	2081	5863180	CDBG15: PS-COLONIA GYM	05	LMA	$6,137.97
2015	2	2081	5885146	CDBG15: PS-COLONIA GYM	05	LMA	$1,213.89
2015	2	2081	5887277	CDBG15: PS-COLONIA GYM	05	LMA	$608.86
2015	2	2081	5919356	CDBG15: PS-COLONIA GYM	05	LMA	$7,983.65
2015	2	2082	5857231	CDBG15: PS-PAL	05	LMC	$349.94
2015	2	2082	5874618	CDBG15: PS-PAL	05	LMC	$8,892.12
2015	2	2082	5885146	CDBG15: PS-PAL	05	LMC	$6,429.96
2015	2	2082	5887277	CDBG15: PS-PAL	05	LMC	$4,814.86
2015	2	2082	5919356	CDBG15: PS-PAL	05	LMC	$20,290.00
2015	2	2082	5933074	CDBG15: PS-PAL	05	LMC	$8,892.12
2015	2	2091	5933074	CDBG15: PS-WINTER WARMING SHELTER	05	LMC	$22,880.00
2015	2	2091	5949443	CDBG15: PS-WINTER WARMING SHELTER	05	LMC	$4,852.05
2015	2	2091	5958100	CDBG15: PS-WINTER WARMING SHELTER	05	LMC	$396.75
2015	2	2091	5959316	CDBG15: PS-WINTER WARMING SHELTER	05	LMC	$3,977.36
2015	2	2091	5960169	CDBG15: PS-WINTER WARMING SHELTER	05	LMC	$7,099.74
					05	**Matrix Code**	**$208,074.81**
2015	2	2084	5857231	CDBG15: PS-SENIOR TECHNOLOGY	05A	LMC	$500.94
2015	2	2084	5874618	CDBG15: PS-SENIOR TECHNOLOGY	05A	LMC	$751.45
2015	2	2084	5885146	CDBG15: PS-SENIOR TECHNOLOGY	05A	LMC	$709.71
2015	2	2084	5887277	CDBG15: PS-SENIOR TECHNOLOGY	05A	LMC	$563.86
2015	2	2084	5919356	CDBG15: PS-SENIOR TECHNOLOGY	05A	LMC	$4,924.96
2015	2	2084	5933074	CDBG15: PS-SENIOR TECHNOLOGY	05A	LMC	$7,811.02
2015	2	2084	5949443	CDBG15: PS-SENIOR TECHNOLOGY	05A	LMC	$9,158.26
2015	2	2084	5958100	CDBG15: PS-SENIOR TECHNOLOGY	05A	LMC	$24,023.45

Plan Year	IDIS Project	IDIS Activity	Voucher Number	Activity Name	Matrix Code	National Objective	Drawn Amount
					05A	**Matrix Code**	**$48,443.65**
2015	2	2080	5863180	CDBG15: PS-COLONIA BOXING	05D	LMC	$5,682.05
2015	2	2080	5874618	CDBG15: PS-COLONIA BOXING	05D	LMC	$55.38
2015	2	2080	5885146	CDBG15: PS-COLONIA BOXING	05D	LMC	$1,207.19
2015	2	2080	5887277	CDBG15: PS-COLONIA BOXING	05D	LMC	$55.38
					05D	**Matrix Code**	**$7,000.00**
2015	2	2076	5857231	CDBG15: PS- FAIR HOUSING	05J	LMC	$6,188.89
2015	2	2076	5863180	CDBG15: PS- FAIR HOUSING	05J	LMC	$6,827.88
2015	2	2076	5874618	CDBG15: PS- FAIR HOUSING	05J	LMC	$4,411.34
2015	2	2076	5885146	CDBG15: PS- FAIR HOUSING	05J	LMC	$4,418.32
2015	2	2076	5887277	CDBG15: PS- FAIR HOUSING	05J	LMC	$981.09
2015	2	2076	5919356	CDBG15: PS- FAIR HOUSING	05J	LMC	$16,776.99
2015	2	2076	5933074	CDBG15: PS- FAIR HOUSING	05J	LMC	$5,435.53
2015	2	2076	5949443	CDBG15: PS- FAIR HOUSING	05J	LMC	$5,186.36
					05J	**Matrix Code**	**$50,226.40**
2015	2	2078	5919356	CDBG15: PS-LIVINGSTON VISITING NURSES	05M	LMC	$15,000.00
					05M	**Matrix Code**	**$15,000.00**
2013	12	2092	5873412	HB-Cancino Javier Alvarez	13	LMH	$25,000.00
2014	16	2070	5858077	Rodriguez Pedro-HB	13	LMH	$13,167.00
2014	16	2100	5922399	Veronica Galindo	13	LMH	$25,000.00
2014	16	2101	5922399	Juan Rodriguez	13	LMH	$25,000.00
2015	7	2102	5926188	Benito Meza	13	LMH	$25,000.00
2015	7	2103	5933086	Alfredo Almendarez	13	LMH	$25,000.00
2015	7	2104	5933086	Theresa Hernandez	13	LMH	$25,000.00
2015	7	2107	5933086	Herminio Hernandez	13	LMH	$10,675.00
2015	7	2108	5945685	Gonzalez, Salvador	13	LMH	$17,364.00
2015	7	2109	5945685	Chavez Bulmaro	13	LMH	$18,140.00
					13	**Matrix Code**	**$209,346.00**
2013	13	2059	5863199	CDBG-SF AVILES - 404 W. ROBERT AVENUE	14A	LMH	$4,256.64
2013	14	2057	5855808	CDBG-MH CORONA - 134 YOSEMITE DR. #122 MH REAH	14A	LMH	$7,301.00
2013	14	2062	5855809	CDBG-MH RODRIGUEZ - 1300 E. PLEASANT VALLEY RD. #91 MH REHAB	14A	LMH	$28,088.00
					14A	**Matrix Code**	**$39,645.64**
2015	8	2087	5863199	CDBG15: DB-HOUSING SERVICES	14J	LMH	$54,954.49
2015	8	2087	5887280	CDBG15: DB-HOUSING SERVICES	14J	LMH	$32,397.43
					14J	**Matrix Code**	**$87,351.92**
2015	3	2085	5863199	CDBG15: DB-CODE COMPLIANCE	15	LMA	$69,107.92
2015	3	2085	5873412	CDBG15: DB-CODE COMPLIANCE	15	LMA	$8,996.23
2015	3	2085	5887280	CDBG15: DB-CODE COMPLIANCE	15	LMA	$4,497.69
2015	3	2085	5933085	CDBG15: DB-CODE COMPLIANCE	15	LMA	$86,480.67
2015	3	2085	5953304	CDBG15: DB-CODE COMPLIANCE	15	LMA	$23,446.02
					15	**Matrix Code**	**$192,528.53**
Total							**$1,461,109.18**

LINE 27 DETAIL: ACTIVITIES INCLUDED IN THE COMPUTATION OF LINE 27

Plan Year	IDIS Project	IDIS Activity	Voucher Number	Activity Name	Matrix Code	National Objective	Drawn Amount
2015	2	2077	5874618	CDBG15: PS-COMMUNITY ACTION OF VC	05	LMC	$14,918.88
2015	2	2077	5885146	CDBG15: PS-COMMUNITY ACTION OF VC	05	LMC	$3,798.07
2015	2	2077	5933074	CDBG15: PS-COMMUNITY ACTION OF VC	05	LMC	$19,105.04
2015	2	2077	5949443	CDBG15: PS-COMMUNITY ACTION OF VC	05	LMC	$6,377.92
2015	2	2079	5949443	CDBG15: PS-SAINT VINCENT DE PAUL	05	LMC	$50,000.00
2015	2	2081	5857231	CDBG15: PS-COLONIA GYM	05	LMA	$9,055.63
2015	2	2081	5863180	CDBG15: PS-COLONIA GYM	05	LMA	$6,137.97
2015	2	2081	5885146	CDBG15: PS-COLONIA GYM	05	LMA	$1,213.89

Plan Year	IDIS Project	IDIS Activity	Voucher Number	Activity Name	Matrix Code	National Objective	Drawn Amount
2015	2	2081	5887277	CDBG15: PS-COLONIA GYM	05	LMA	$608.86
2015	2	2081	5919356	CDBG15: PS-COLONIA GYM	05	LMA	$7,983.65
2015	2	2082	5857231	CDBG15: PS-PAL	05	LMC	$349.94
2015	2	2082	5874618	CDBG15: PS-PAL	05	LMC	$8,892.12
2015	2	2082	5885146	CDBG15: PS-PAL	05	LMC	$6,429.96
2015	2	2082	5887277	CDBG15: PS-PAL	05	LMC	$4,814.86
2015	2	2082	5919356	CDBG15: PS-PAL	05	LMC	$20,290.00
2015	2	2082	5933074	CDBG15: PS-PAL	05	LMC	$8,892.12
2015	2	2091	5933074	CDBG15: PS-WINTER WARMING SHELTER	05	LMC	$22,880.00
2015	2	2091	5949443	CDBG15: PS-WINTER WARMING SHELTER	05	LMC	$4,852.05
2015	2	2091	5958100	CDBG15: PS-WINTER WARMING SHELTER	05	LMC	$396.75
2015	2	2091	5959316	CDBG15: PS-WINTER WARMING SHELTER	05	LMC	$3,977.36
2015	2	2091	5960169	CDBG15: PS-WINTER WARMING SHELTER	05	LMC	$7,099.74
					05	**Matrix Code**	**$208,074.81**
2015	2	2084	5857231	CDBG15: PS-SENIOR TECHNOLOGY	05A	LMC	$500.94
2015	2	2084	5874618	CDBG15: PS-SENIOR TECHNOLOGY	05A	LMC	$751.45
2015	2	2084	5885146	CDBG15: PS-SENIOR TECHNOLOGY	05A	LMC	$709.71
2015	2	2084	5887277	CDBG15: PS-SENIOR TECHNOLOGY	05A	LMC	$563.86
2015	2	2084	5919356	CDBG15: PS-SENIOR TECHNOLOGY	05A	LMC	$4,924.96
2015	2	2084	5933074	CDBG15: PS-SENIOR TECHNOLOGY	05A	LMC	$7,811.02
2015	2	2084	5949443	CDBG15: PS-SENIOR TECHNOLOGY	05A	LMC	$9,158.26
2015	2	2084	5958100	CDBG15: PS-SENIOR TECHNOLOGY	05A	LMC	$24,023.45
					05A	**Matrix Code**	**$48,443.65**
2015	2	2080	5863180	CDBG15: PS-COLONIA BOXING	05D	LMC	$5,682.05
2015	2	2080	5874618	CDBG15: PS-COLONIA BOXING	05D	LMC	$55.38
2015	2	2080	5885146	CDBG15: PS-COLONIA BOXING	05D	LMC	$1,207.19
2015	2	2080	5887277	CDBG15: PS-COLONIA BOXING	05D	LMC	$55.38
					05D	**Matrix Code**	**$7,000.00**
2015	2	2076	5857231	CDBG15: PS- FAIR HOUSING	05J	LMC	$6,188.89
2015	2	2076	5863180	CDBG15: PS- FAIR HOUSING	05J	LMC	$6,827.88
2015	2	2076	5874618	CDBG15: PS- FAIR HOUSING	05J	LMC	$4,411.34
2015	2	2076	5885146	CDBG15: PS- FAIR HOUSING	05J	LMC	$4,418.32
2015	2	2076	5887277	CDBG15: PS- FAIR HOUSING	05J	LMC	$981.09
2015	2	2076	5919356	CDBG15: PS- FAIR HOUSING	05J	LMC	$16,776.99
2015	2	2076	5933074	CDBG15: PS- FAIR HOUSING	05J	LMC	$5,435.53
2015	2	2076	5949443	CDBG15: PS- FAIR HOUSING	05J	LMC	$5,186.36
					05J	**Matrix Code**	**$50,226.40**
2015	2	2078	5919356	CDBG15: PS-LIVINGSTON VISITING NURSES	05M	LMC	$15,000.00
					05M	**Matrix Code**	**$15,000.00**
Total							**$328,744.86**

LINE 37 DETAIL: ACTIVITIES INCLUDED IN THE COMPUTATION OF LINE 37

Plan Year	IDIS Project	IDIS Activity	Voucher Number	Activity Name	Matrix Code	National Objective	Drawn Amount
2015	1	2072	5856925	CDBG15: ADMIN-GRANTS MANAGEMENT	21A		$74,399.26
2015	1	2072	5863159	CDBG15: ADMIN-GRANTS MANAGEMENT	21A		$21,462.31
2015	1	2072	5870049	CDBG15: ADMIN-GRANTS MANAGEMENT	21A		$10,542.10
2015	1	2072	5873409	CDBG15: ADMIN-GRANTS MANAGEMENT	21A		$22,973.79
2015	1	2072	5883901	CDBG15: ADMIN-GRANTS MANAGEMENT	21A		$7,257.65
2015	1	2072	5887278	CDBG15: ADMIN-GRANTS MANAGEMENT	21A		$9,133.60
2015	1	2072	5890588	CDBG15: ADMIN-GRANTS MANAGEMENT	21A		$10,009.98
2015	1	2072	5899617	CDBG15: ADMIN-GRANTS MANAGEMENT	21A		$13,581.58
2015	1	2072	5906961	CDBG15: ADMIN-GRANTS MANAGEMENT	21A		$9,682.63
2015	1	2072	5919362	CDBG15: ADMIN-GRANTS MANAGEMENT	21A		$32,835.98
2015	1	2072	5932376	CDBG15: ADMIN-GRANTS MANAGEMENT	21A		$33,801.56

Plan Year	IDIS Project	IDIS Activity	Voucher Number	Activity Name	Matrix Code	National Objective	Drawn Amount
2015	1	2072	5944183	CDBG15: ADMIN-GRANTS MANAGEMENT	21A		$12,284.69
2015	1	2072	5949945	CDBG15: ADMIN-GRANTS MANAGEMENT	21A		$19,396.68
2015	1	2072	5956046	CDBG15: ADMIN-GRANTS MANAGEMENT	21A		$1,249.52
2015	1	2072	5959455	CDBG15: ADMIN-GRANTS MANAGEMENT	21A		$1,249.52
2015	1	2073	5856925	CDBG15: ADMIN-HOMELESS PRG	21A		$2,934.49
2015	1	2073	5863159	CDBG15: ADMIN-HOMELESS PRG	21A		$3,777.54
2015	1	2073	5870049	CDBG15: ADMIN-HOMELESS PRG	21A		$2,418.48
2015	1	2073	5873409	CDBG15: ADMIN-HOMELESS PRG	21A		$1,940.38
2015	1	2073	5883901	CDBG15: ADMIN-HOMELESS PRG	21A		$1,190.70
2015	1	2073	5887278	CDBG15: ADMIN-HOMELESS PRG	21A		$1,494.83
2015	1	2073	5890588	CDBG15: ADMIN-HOMELESS PRG	21A		$2,010.82
2015	1	2073	5906961	CDBG15: ADMIN-HOMELESS PRG	21A		$15,993.75
2015	1	2073	5919362	CDBG15: ADMIN-HOMELESS PRG	21A		$8,510.00
2015	1	2073	5932376	CDBG15: ADMIN-HOMELESS PRG	21A		$5,615.93
2015	1	2073	5944183	CDBG15: ADMIN-HOMELESS PRG	21A		$2,261.56
2015	1	2073	5949945	CDBG15: ADMIN-HOMELESS PRG	21A		$7,272.93
2015	1	2074	5863159	CDBG15: ADMIN-AFFORDABLE HSG	21A		$14,848.35
2015	1	2074	5870049	CDBG15: ADMIN-AFFORDABLE HSG	21A		$1,793.44
2015	1	2074	5873409	CDBG15: ADMIN-AFFORDABLE HSG	21A		$6,029.60
2015	1	2074	5883901	CDBG15: ADMIN-AFFORDABLE HSG	21A		$4,449.22
2015	1	2074	5887278	CDBG15: ADMIN-AFFORDABLE HSG	21A		$1,797.62
2015	1	2074	5890588	CDBG15: ADMIN-AFFORDABLE HSG	21A		$1,797.64
2015	1	2074	5906961	CDBG15: ADMIN-AFFORDABLE HSG	21A		$2,921.42
2015	1	2074	5919362	CDBG15: ADMIN-AFFORDABLE HSG	21A		$6,042.39
2015	1	2074	5932376	CDBG15: ADMIN-AFFORDABLE HSG	21A		$11,234.67
2015	1	2074	5944183	CDBG15: ADMIN-AFFORDABLE HSG	21A		$5,198.09
2015	1	2074	5949945	CDBG15: ADMIN-AFFORDABLE HSG	21A		$8,469.24
2015	1	2074	5959455	CDBG15: ADMIN-AFFORDABLE HSG	21A		$366.19
					21A	**Matrix Code**	**$400,230.13**
Total							**$400,230.13**

IDIS - PR09

U.S. Department of Housing and Urban Development
Office of Community Planning and Development
Integrated Disbursement and Information System
Program Income Details by Fiscal Year and Program
OXNARD,CA

Date: 09-07-16
Time: 16:39
Page: 1

Report for Program:CDBG
*Data Only Provided for Time Period Queried:01-01-1900 to 09-07-2016

Program Year	Program	Associated Grant Number	Fund Type	Estimated Income for Year	Transaction	Voucher #		Voucher Created	Voucher Type	IDIS Proj. ID	IDIS Actv.	Matrix Code	Receipted/Drawn Amount
2015	CDBG	B15MC060534	PI	0.00									
					RECEIPTS								
						5176236	-	10-05-15		14	2057	14A	3,125.71
						5177153	-	10-15-15		16	2070	13	25,338.33
						5180812	-	12-07-15		3	2085	15	1,096.29
						5186933	-	02-24-16		28	1691	03F	2,296.68
						5191954	-	04-25-16		3	2085	15	1,921.06
						5199558	-	07-28-16		3	2085	15	1,150.32
					DRAWS								
						5855808	-	10-07-15	PY	14	2057	14A	3,125.71
						5858077	-	10-15-15	PY	16	2070	13	13,167.00
						5863199	-	10-29-15	PY	8	2087	14J	12,171.33
						5887280	-	01-19-16	PY	3	2085	15	1,096.29
						5926188	-	05-16-16	PY	7	2102	13	2,296.68
						5933086	-	06-07-16	PY	7	2103	13	1,921.06
						5953304	-	08-11-16	PY	3	2085	15	1,150.32
												PI Receipts	34,928.39
												PI Draws	34,928.39
												PI Balance	0.00
2015	**CDBG**											**Total CDBG Receipts*:**	**34,928.39**
												Total CDBG Draws against Receipts*:	**34,928.39**
												Total CDBG Receipt Fund Balance*:	**0.00**

EXHIBIT VI

ESG Financial Status Reports, Standard Form 269A for HESG 2014 and 2015

FINANCIAL STATUS REPORT

(Short Form)

(Follow instructions on the back)

1. Federal Agency and Organizational Element to Which Report is Submitted	2. Federal Grant or Other Identifying Number Assigned By Federal Agency	OMB Approval No.	Page of
US DEPARTMENT OF HUD	E-14-MC-06-0534	0348-0038	1 of 1 pages

3. Recipient Organization (Name and complete address, including ZIP code)

CITY OF OXNARD, 300 WEST THIRD STREET, OXNARD, CA 93030

4. Employer Identification Number	5. Recipient Account Number or Identifying Number	6. Final Report	7. Basis
95-6000-756	HTE 243 PROJECT 775541	☑ Yes ☐ No	☐ Cash ☑ Accrual

8. Funding/Grant Period *(See instructions)* From: (Month, Day, Year)	To: (Month, Day, Year)	9. Period Covered by this Report From: (Month, Day, Year)	To: (Month, Day, Year)
7/1/2014	6/30/2016	7/1/2015	6/30/2016

10. Transactions:	I Previously Reported	II This Period	III Cumulative
a. Total outlays	1,076,198.72	34,818.53	1,111,017.25
b. Recipient share of outlays	919,488.25	13,959.00	933,447.25
c. Federal share of outlays	156,710.47	20,859.53	177,570.00
d. Total unliquidated obligations			
e. Recipient share of unliquidated obligations			
f. Federal share of unliquidated obligations			
g. Total Federal share *(Sum of lines c and f)*			177,570.00
h. Total Federal funds authorized for this funding period			177,570.00
i. Unobligated balance of Federal funds *(Line h minus line g)*			0.00

11. Indirect Expense	a. Type of Rate *(Place "X" in appropriate box)* ☐ Provisional ☐ Predetermined ☐ Final ☐ Fixed			
	b. Rate	c. Base	d. Total Amount	e. Federal Share

12. *Remarks: Attach any explanations deemed necessary or information required by Federal sponsoring agency in compliance with governing legislation.*

13. Certification: **I certify to the best of my knowledge and belief that this report is correct and complete and that all outlays and unliquidated obligations are for the purposes set forth in the award documents.**

Typed or Printed Name and Title	Telephone (Area code, number and extension)
Greg Nyhoff, City Manager	(805) 385-7449
Signature of Authorized Certifying Official	**Date Report Submitted**
	September 8, 2016

FINANCIAL STATUS REPORT

(Short Form)

(Follow instructions on the back)

1. Federal Agency and Organizational Element to Which Report is Submitted	2. Federal Grant or Other Identifying Number Assigned By Federal Agency	OMB Approval No.	Page of
US DEPARTMENT OF HUD	E-15-MC-06-0534	0348-0038	1 of 1 pages

3. Recipient Organization (Name and complete address, including ZIP code)

CITY OF OXNARD, 300 WEST THIRD STREET, OXNARD, CA 93030

4. Employer Identification Number	5. Recipient Account Number or Identifying Number	6. Final Report	7. Basis
95-6000-756	HTE 243 PROJECT 775545	☐ Yes ☑ No	☐ Cash ☑ Accrual

8. Funding/Grant Period *(See instructions)* From: (Month, Day, Year)	To: (Month, Day, Year)	9. Period Covered by this Report From: (Month, Day, Year)	To: (Month, Day, Year)
7/1/2014	6/30/2016	7/1/2015	6/30/2016

10. Transactions:	I Previously Reported	II This Period	III Cumulative
a. Total outlays	0.00	1,151,309.53	1,151,309.53
b. Recipient share of outlays	0.00	989,562.00	989,562.00
c. Federal share of outlays	0.00	161,747.53	161,747.53
d. Total unliquidated obligations			
e. Recipient share of unliquidated obligations			
f. Federal share of unliquidated obligations			
g. Total Federal share *(Sum of lines c and f)*			161,747.53
h. Total Federal funds authorized for this funding period			191,219.00
i. Unobligated balance of Federal funds *(Line h minus line g)*			29,471.47

11. Indirect Expense	a. Type of Rate *(Place "X" in appropriate box)* ☐ Provisional ☐ Predetermined ☐ Final ☐ Fixed			
	b. Rate	c. Base	d. Total Amount	e. Federal Share

12. *Remarks: Attach any explanations deemed necessary or information required by Federal sponsoring agency in compliance with governing legislation.*

13. Certification: **I certify to the best of my knowledge and belief that this report is correct and complete and that all outlays and unliquidated obligations are for the purposes set forth in the award documents.**

Typed or Printed Name and Title	Telephone (Area code, number and extension)
Greg Nyhoff, City Manager	(805) 385-7449
Signature of Authorized Certifying Official	**Date Report Submitted**
	September 8, 2016

EXHIBIT VII

ESG Financial Summary for Program Year 2014 and 2015, IDIS Form –PR 91

ESG Program Level Summary

Grant Number	Total Grant Amount	Total Funds Committed	Total Funds Available to Commit	% of Grant Funds Not Committed	Grant Funds Drawn	% of Grant Funds Drawn	Available to Draw	% Remaining to Draw
E14MC060534	$177,570.00	$177,570.00	$0.00	0.00%	$177,570.00	100.00%	$0.00	0.00%

ESG Program Components

Activity Type	Total Committed to Activities	% of Grant Committed	Drawn Amount	% of Grant Drawn
Street Outreach	$0.00	0.00%	$0.00	0.00%
Shelter	$106,540.00	60.00%	$106,540.00	60.00%
Homeless Prevention	$17,085.00	9.62%	$17,085.00	9.62%
Rapid Re-Housing	$25,627.00	14.43%	$25,627.00	14.43%
Data Collection (HMIS)	$15,000.25	8.45%	$15,000.25	8.45%
Administration	$13,317.75	7.50%	$13,317.75	7.50%
Funds Not Committed	$0.00	0.00%	$0.00	0.00%
Funds Remaining to Draw	$0.00	0.00%	$0.00	0.00%
Total	**$177,570.00**	**100.00%**	**$177,570.00**	**100.00%**

Funds Committed

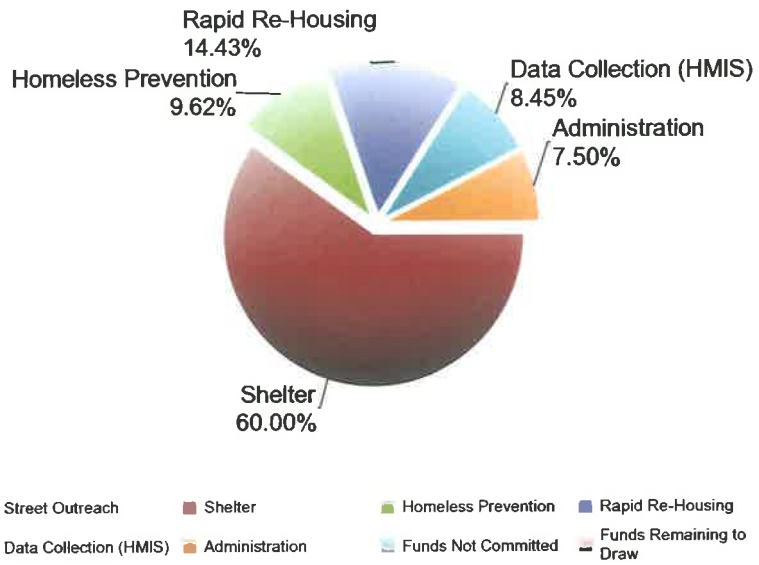

Funds Drawn

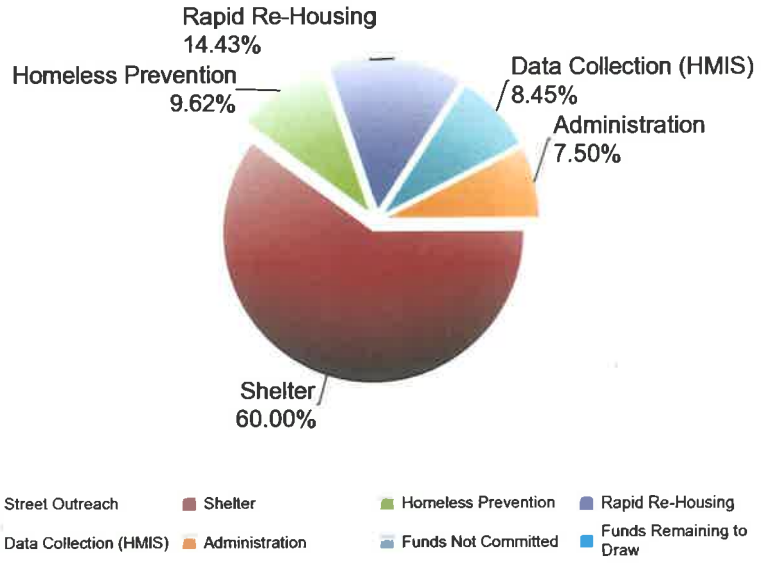

24-Month Grant Expenditure Deadline

All of the recipient's grant must be expended for eligible activity costs within 24 months after the date HUD signs the grant agreement with the recipient. Expenditure means either an actual cash disbursement for a direct charge for a good or service or an indirect cost or the accrual of a direct charge for a good or service or an indirect cost. This report uses draws in IDIS to measure expenditures. HUD allocated Fiscal Year 2011 ESG funds in two allocations. For FY2011, this Obligation Date is the date of the first allocation.This report does not list the Obligation Date, does not calculate the Expenditure Deadline, and does not track the Days Remaining for the FY 2011 second allocation.

Grant Amount: **$177,570.00**

Grant Number	Draws to Date	HUD Obligation Date	Expenditure Deadline	Days Remaining to Meet Requirement Date	Expenditures Required
E14MC060534	$177,570.00	10/06/2014	10/06/2016	28	$0.00

60% Cap on Emergency Shelter and Street Outreach

The cap refers to the total amount of the recipient's fiscal year grant, allowed for emergency shelter and street outreach activities, is capped at 60 percent. This amount cannot exceed the greater of: (1) 60% of the overall grant for the year; or, (2) the amount of Fiscal Year 2010 ESG funds committed for homeless assistance activities.

Amount Committed to Shelter	Amount Committed to Street Outreach	Total Amount Committed to Shelter and Street Outreach	% Committed to Shelter and Street Outreach	2010 Funds Committed to Homeless Assistance Activities	Total Drawn for Shelter and Street Outreach	% Drawn for Shelter and Street Outreach
$106,540.00	$0.00	$106,540.00	60.00%	$94,396.00	$106,540.00	60.00%

ESG Draws By Month (at the total grant level):

Grant Amount: 177,570.00

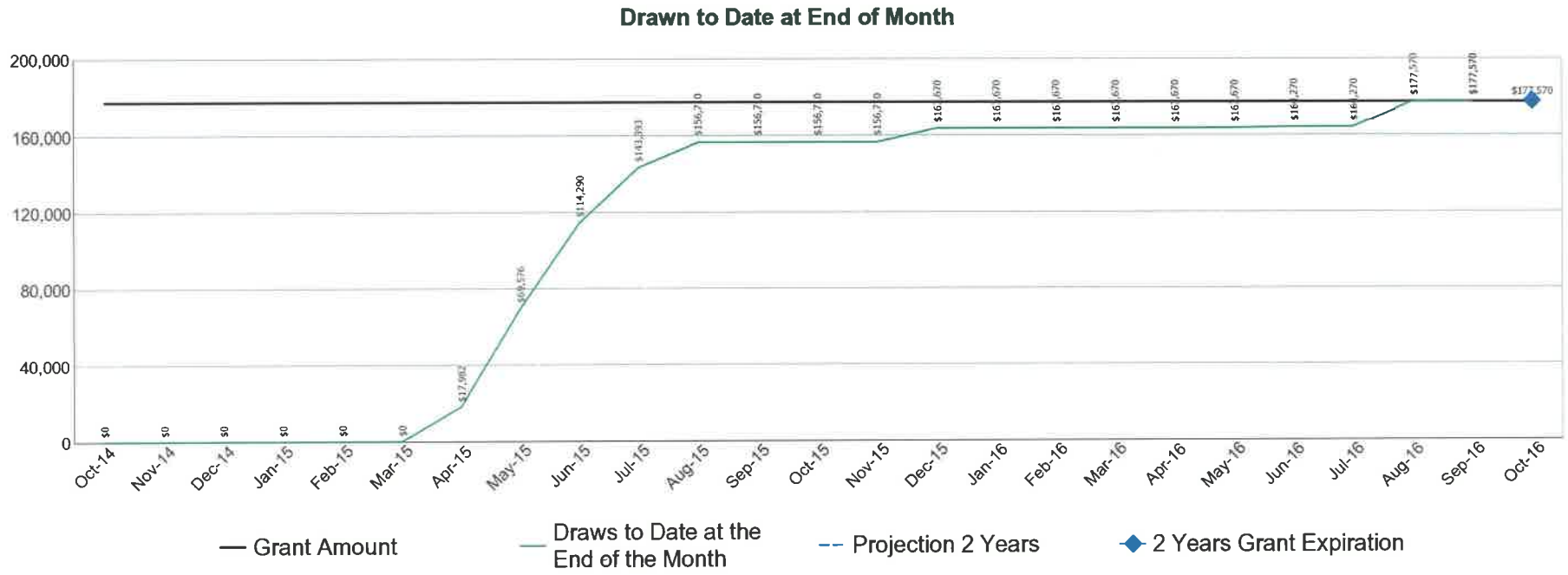

ESG Draws By Quarter (at the total grant level):

Quarter End Date	Draws for the Quarter	Draws to Date at the End of the Quarter	% Drawn for the Quarter	% Drawn to Date at End of Quarter
12/31/2014	$0.00	$0.00	0.00%	0.00%
03/31/2015	$0.00	$0.00	0.00%	0.00%
06/30/2015	$114,289.94	$114,289.94	64.36%	64.36%
09/30/2015	$42,420.53	$156,710.47	23.89%	88.25%
12/31/2015	$6,959.28	$163,669.75	3.92%	92.17%
03/31/2016	$0.00	$163,669.75	0.00%	92.17%
06/30/2016	$600.00	$164,269.75	0.34%	92.51%
09/30/2016	$13,300.25	$177,570.00	7.49%	100.00%

ESG Subrecipient Commitments and Draws by Activity Category :

Subecipient	Activity Type	Committed	Drawn
OXNARD	Shelter	$106,540.00	$106,540.00
	Rapid Re-Housing	$25,627.00	$25,627.00
	Data Collection (HMIS)	$15,000.25	$15,000.25
	Administration	$13,317.75	$13,317.75
	Total	$160,485.00	$160,485.00
	Total Remaining to be Drawn		$0.00
	Percentage Remaining to be Drawn		0.00%
County of Ventura Human Services Agency	Homeless Prevention	$17,085.00	$17,085.00
	Total	$17,085.00	$17,085.00
	Total Remaining to be Drawn		$0.00
	Percentage Remaining to be Drawn		0.00%

ESG Subrecipients by Activity Category

Activity Type	Subecipient
Shelter	OXNARD
Homeless Prevention	County of Ventura Human Services Agency
Rapid Re-Housing	OXNARD
Data Collection (HMIS)	OXNARD
Administration	OXNARD

ESG Program Level Summary

Grant Number	Total Grant Amount	Total Funds Committed	Total Funds Available to Commit	% of Grant Funds Not Committed	Grant Funds Drawn	% of Grant Funds Drawn	Available to Draw	% Remaining to Draw
E15MC060534	$191,219.00	$191,219.00	$0.00	0.00%	$161,747.53	84.59%	$29,471.47	15.41%

ESG Program Components

Activity Type	Total Committed to Activities	% of Grant Committed	Drawn Amount	% of Grant Drawn
Street Outreach	$44,731.00	23.39%	$38,127.84	19.94%
Shelter	$70,000.00	36.61%	$70,000.00	36.61%
Homeless Prevention	$22,000.00	11.51%	$19,997.00	10.46%
Rapid Re-Housing	$33,000.00	17.26%	$19,281.26	10.08%
Data Collection (HMIS)	$7,146.57	3.74%	$0.00	0.00%
Administration	$14,341.43	7.50%	$14,341.43	7.50%
Funds Not Committed	$0.00	0.00%	$0.00	0.00%
Funds Remaining to Draw	$0.00	0.00%	$29,471.47	15.41%
Total	**$191,219.00**	**100.00%**	**$191,219.00**	**100.00%**

Funds Committed

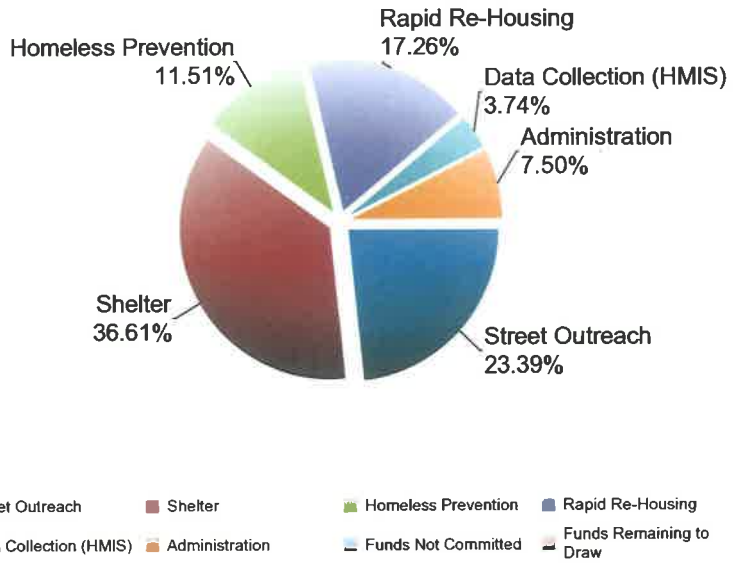

Funds Drawn

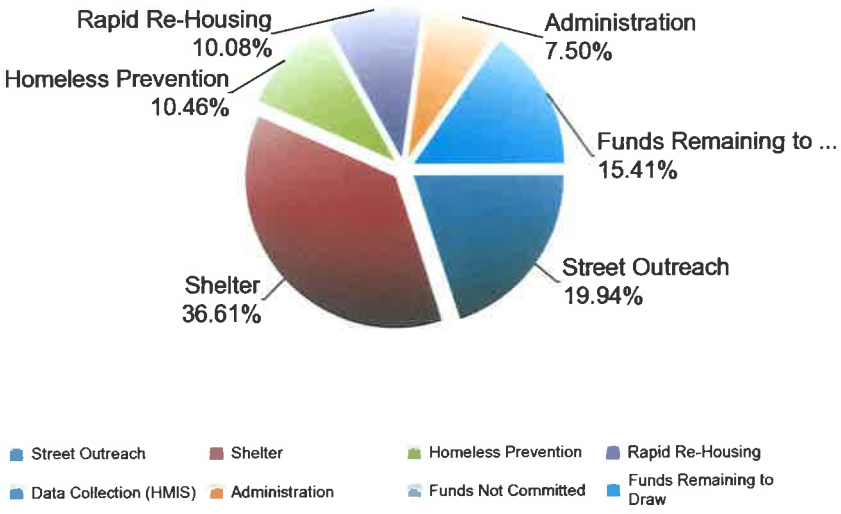

24-Month Grant Expenditure Deadline

All of the recipient's grant must be expended for eligible activity costs within 24 months after the date HUD signs the grant agreement with the recipient. Expenditure means either an actual cash disbursement for a direct charge for a good or service or an indirect cost or the accrual of a direct charge for a good or service or an indirect cost. This report uses draws in IDIS to measure expenditures. HUD allocated Fiscal Year 2011 ESG funds in two allocations. For FY2011, this Obligation Date is the date of the first allocation.This report does not list the Obligation Date, does not calculate the Expenditure Deadline, and does not track the Days Remaining for the FY 2011 second allocation.

Grant Amount: **$191,219.00**

Grant Number	Draws to Date	HUD Obligation Date	Expenditure Deadline	Days Remaining to Meet Requirement Date	Expenditures Required
E15MC060534	$161,747.53	08/10/2015	08/10/2017	336	$29,471.47

60% Cap on Emergency Shelter and Street Outreach

The cap refers to the total amount of the recipient's fiscal year grant, allowed for emergency shelter and street outreach activities, is capped at 60 percent. This amount cannot exceed the greater of: (1) 60% of the overall grant for the year; or, (2) the amount of Fiscal Year 2010 ESG funds committed for homeless assistance activities.

Amount Committed to Shelter	Amount Committed to Street Outreach	Total Amount Committed to Shelter and Street Outreach	% Committed to Shelter and Street Outreach	2010 Funds Committed to Homeless Assistance Activities	Total Drawn for Shelter and Street Outreach	% Drawn for Shelter and Street Outreach
$70,000.00	$44,731.00	$114,731.00	60.00%	$94,396.00	$108,127.84	56.55%

ESG Draws By Month (at the total grant level):

Grant Amount: **191,219.00**

No data returned for this view. This might be because the applied filter excludes all data.

ESG Draws By Quarter (at the total grant level):

No data returned for this view. This might be because the applied filter excludes all data.

ESG Subrecipient Commitments and Draws by Activity Category :

Subecipient	Activity Type	Committed	Drawn
OXNARD	Shelter	$0.00	$0.00
	Administration	$14,341.43	$14,341.43
	Total	$14,341.43	$14,341.43
	Total Remaining to be Drawn		$0.00
	Percentage Remaining to be Drawn		0.00%
TURNING POINT FOUNDATION	Shelter	$40,000.00	$40,000.00
	Total	$40,000.00	$40,000.00
	Total Remaining to be Drawn		$0.00
	Percentage Remaining to be Drawn		0.00%
County of Ventura Human Services Agency	Homeless Prevention	$22,000.00	$19,997.00
	Rapid Re-Housing	$33,000.00	$19,281.26
	Total	$55,000.00	$39,278.26
	Total Remaining to be Drawn		$15,721.74
	Percentage Remaining to be Drawn		28.58%
THE KINGDOM CENTER	Shelter	$30,000.00	$30,000.00
	Total	$30,000.00	$30,000.00
	Total Remaining to be Drawn		$0.00
	Percentage Remaining to be Drawn		0.00%
Community Action of Ventura County	Street Outreach	$44,731.00	$38,127.84
	Total	$44,731.00	$38,127.84
	Total Remaining to be Drawn		$6,603.16
	Percentage Remaining to be Drawn		14.76%
Kingdom Center	Data Collection (HMIS)	$7,146.57	$0.00
	Total	$7,146.57	$0.00
	Total Remaining to be Drawn		$7,146.57
	Percentage Remaining to be Drawn		100.00%

ESG Subrecipients by Activity Category

Activity Type	Subecipient
Street Outreach	Community Action of Ventura County
Shelter	OXNARD
	TURNING POINT FOUNDATION
	THE KINGDOM CENTER
Homeless Prevention	County of Ventura Human Services Agency
Rapid Re-Housing	County of Ventura Human Services Agency
Data Collection (HMIS)	Kingdom Center
Administration	OXNARD

EXHIBIT VIII

Annual Performance Report-HOME Program Year 2015, Form – HUD-40107

Program Income Details for HOME program Year 2015, IDIS Form –PR 09

Annual Performance Report
HOME Program

U.S. Department of Housing and Urban Development
Office of Community Planning and Development

OMB Approval No. 2506-0171
(exp. 8/31/2009)

Public reporting burden for this collection of information is estimated to average 2.5 hours per response, including the time for reviewing instructions, searching existing data sources, gathering and maintaining the data needed, and completing and reviewing the collection of information. This agency may not conduct or sponsor, and a person is not required to respond to, a collection of information unless that collection displays a valid OMB control number.

The HOME statute imposes a significant number of data collection and reporting requirements. This includes information on assisted properties, on the owners or tenants of the properties, and on other programmatic areas. The information will be used: 1) to assist HOME participants in managing their programs; 2) to track performance of participants in meeting fund commitment and expenditure deadlines; 3) to permit HUD to determine whether each participant meets the HOME statutory income targeting and affordability requirements; and 4) to permit HUD to determine compliance with other statutory and regulatory program requirements. This data collection is authorized under Title II of the Cranston-Gonzalez National Affordable Housing Act or related authorities. Access to Federal grant funds is contingent on the reporting of certain project-specific data elements. Records of information collected will be maintained by the recipients of the assistance. Information on activities and expenditures of grant funds is public information and is generally available for disclosure. Recipients are responsible for ensuring confidentiality when public disclosure is not required.

This form is intended to collect numeric data to be aggregated nationally as a complement to data collected through the Cash and Management Information (C/MI) System. Participants should enter the reporting period in the first block. The reporting period is October 1 to September 30. Instructions are included for each section if further explanation is needed.

Submit this form on or before December 31. Send one copy to the appropriate HUD Field Office and one copy to: **HOME Program, Rm 7176, 451 7th Street, S.W., Washington D.C. 20410**	This report is for period (mm/dd/yyyy) Starting	Ending	Date Submitted (mm/dd/yyyy)
	07/01/2015	06/30/2016	08/15/2016

Part I Participant Identification

1. Participant Number	2. Participant Name
M15MC060526	City of Oxnard

3. Name of Person completing this report	4. Phone Number (Include Area Code)
Brenda Lopez	805)385-8092

5. Address	6. City	7. State	8. Zip Code
435 South D Street	Oxnard	CA	93030

Part II Program Income

Enter the following program income amounts for the reporting period: in block 1, enter the balance on hand at the beginning; in block 2, enter the amount generated; in block 3, enter the amount expended; and in block 4, enter the amount for Tenant-Based rental Assistance.

1. Balance on hand at Beginning of Reporting Period	2. Amount received during Reporting Period	3. Total amount expended during Reporting Period	4. Amount expended for Tenant-Based Rental Assistance	5. Balance on hand at end of Reporting Period (1 + 2 - 3) = 5
$10,278	$243,244	$222,673.10	0	$30,849

Part III Minority Business Enterprises (MBE) and Women Business Enterprises (WBE)

In the table below, indicate the number and dollar value of contracts for HOME projects completed during the reporting period.

	a. Total	Minority Business Enterprises (MBE) b. Alaskan Native or American Indian	c. Asian or Pacific Islander	d. Black Non-Hispanic	e. Hispanic	f. White Non-Hispanic
A. Contracts 1. Number	0					
2. Dollar Amount	0					
B. Sub-Contracts 1. Number	0					
2. Dollar Amount	0					

	a. Total	b. Women Business Enterprises (WBE)	c. Male
C. Contracts 1. Number	0		
2. Dollar Amount	0		
D. Sub-Contracts 1. Number	0		
2. Dollar Amounts	0		

form **HUD-40107** (11/92)

Part IV Minority Owners of Rental Property

In the table below, indicate the number of HOME assisted rental property owners and the total dollar amount of HOME funds in these rental properties assisted during the reporting period.

	a. Total	Minority Property Owners				f. White Non-Hispanic
		b. Alaskan Native or American Indian	c. Asian or Pacific Islander	d. Black Non-Hispanic	e. Hispanic	
1. Number	0					
2. Dollar Amount	0					

Part V Relocation and Real Property Acquisition

Indicate the number of persons displaced, the cost of relocation payments, the number of parcels acquired, and the cost of acquisition. The data provided should reflect only displacements and acquisitions occurring during the reporting period.

	a. Number	b. Cost
1. Parcels Acquired	0	0
2. Businesses Displaced	0	0
3. Nonprofit Organizations Displaced	0	0
4. Households Temporarily Relocated, not Displaced	0	0

Households Displaced	a. Total	Minority Business Enterprises (MBE)				f. White Non-Hispanic
		b. Alaskan Native or American Indian	c. Asian or Pacific Islander	d. Black Non-Hispanic	e. Hispanic	
5. Households Displaced - Number	0					
6. Households Displaced - Cost	0					

U.S. Department of Housing and Urban Development
Office of Community Planning and Development
Integrated Disbursement and Information System
Program Income Details by Fiscal Year and Program
OXNARD,CA

Report for Program:HOME
*Data Only Provided for Time Period Queried:01-01-1900 to 09-09-2016

Progra Year	Progra	Associated Grant	Fun Typ	Estimated Income for	Transacti	Voucher #	Vouche Created	Vouche Type	IDIS Proj.	IDIS Actv.	Matrix Code	Receipted/Drawn Amount
2015	HOME	M15MC060	PI	0.00								
					RECEIPTS							
						5176237 -	10-05-					117,530.47
						5177199 -	10-15-					40,000.00
						5181434 -	12-11-					34,304.08
						5183654 -	01-11-		12	2099		17,139.51
						5192030 -	04-26-					17,070.98
			PI		DRAWS							
						5870126 -	11-20-	PY	12	2093		20,116.90
						5870126 -	11-20-	PY	12	2094		30,000.00
						5875346 -	12-09-	PY	12	2095		30,000.00
						5875346 -	12-09-	PY	12	2096		30,000.00
						5883943 -	01-07-	PY	12	2097		30,000.00
						5883943 -	01-07-	PY	12	2098		27,000.00
						5883943 -	01-07-	PY	12	2099		5,534.19
						5885169 -	01-11-	PY	12	2099		17,139.51
			PA		DRAWS							
						5856932 -	10-12-	PY	9	2075		6,515.52
						5877225 -	12-14-	PY	9	2075		5,237.53
						5877411 -	12-15-	PY	9	2075		5,026.40
						5885171 -	01-11-	PY	9	2075		2,404.01
						5929702 -	05-25-	PY	9	2075		3,421.04
											Receipts	226,045.04
											PI Draws	189,790.60
											PA Draws	22,604.50
											Balance	13,649.94
2015	**HOME**	**M15MC060**							**Total Local Account**			**226,045.04**
									Total Local Account			**212,395.10**
									Total Local Account			**13,649.94**
2016	HOME	M16MC060	PI	0.00								
					RECEIPTS							
						5200106 -	08-04-		9	2075		17,198.69
											Receipts	17,198.69
											PI Draws	
											PA Draws	
											Balance	17,198.69
2016	**HOME**	**M16MC060**							**Total Local Account**			**17,198.69**
									Total Local Account			
									Total Local Account			**17,198.69**

EXHIBIT IX HOME Match Report for Program Year 2015, Form –40107-A

HOME Matching Liability Report for Program Year 2015, IDIS Form –PR 33

HOME Match Report

U.S. Department of Housing and Urban Development
Office of Community Planning and Development

OMB Approval No. 2506-0171
(exp. 12/31/2012)

Match Contributions for **Federal Fiscal Year (yyyy)** 2015

Part I Participant Identification

1. Participant No. (assigned by HUD)	2. Name of the Participating Jurisdiction	3. Name of Contact (person completing this report)
M15MC060526	City of Oxnard	Brenda Lopez

5. Street Address of the Participating Jurisdiction	4. Contact's Phone Number (include area code)
435 South D Street	805.385-8092

6. City	7. State	8. Zip Code
Oxnard	CA	93030

Part II Fiscal Year Summary

1. Excess match from prior Federal fiscal year	$ 8,841,642	
2. Match contributed during current Federal fiscal year (see Part III.9.)	$ 817,080	
3. Total match available for current Federal fiscal year (line 1 + line 2)		$ 9,658,722
4. Match liability for current Federal fiscal year		$ 42,299
5. Excess match carried over to next Federal fiscal year (line 3 minus line 4)		$ 8,883,941

Part III Match Contribution for the Federal Fiscal Year

1. Project No. or Other ID	2. Date of Contribution (mm/dd/yyyy)	3. Cash (non-Federal sources)	4. Foregone Taxes, Fees, Charges	5. Appraised Land / Real Property	6. Required Infrastructure	7. Site Preparation, Construction Materials, Donated labor	8. Bond Financing	9. Total Match
Homebuyers' Funds	06/30/2016							289,569
Homebuyer CalHome	06/30/2016							527,511

form **HUD-40107-A** (12/94)

Name of the Participating Jurisdiction

Federal Fiscal Year (yyyy)

1. Project No. or Other ID	2. Date of Contribution (mm/dd/yyyy)	3. Cash (non-Federal sources)	4. Foregone Taxes, Fees, Charges	5. Appraised Land / Real Property	6. Required Infrastructure	7. Site Preparation, Construction Materials, Donated labor	8. Bond Financing	9. Total Match

Public reporting burden for this collection of information is estimated to average 45 minutes per response, including the time for reviewing instructions, searching existing data sources, gathering and maintaining the data needed, and completing and reviewing the collection of information. This agency may not conduct or sponsor, and a person is not required to respond to, a collection of information unless that collection displays a valid OMB control number.

The HOME statute imposes a significant number of data collection and reporting requirements. This includes information on assisted properties, on the owners or tenants of the properties, and on other programmatic areas. The information will be used: 1) to assist HOME participants in managing their programs; 2) to track performance of participants in meeting fund commitment and expenditure deadlines; 3) to permit HUD to determine whether each participant meets the HOME statutory income targeting and affordability requirements; and 4) to permit HUD to determine compliance with other statutory and regulatory program requirements. This data collection is authorized under Title II of the Cranston-Gonzalez National Affordable Housing Act or related authorities. Access to Federal grant funds is contingent on the reporting of certain project-specific data elements. Records of information collected will be maintained by the recipients of the assistance. Information on activities and expenditures of grant funds is public information and is generally available for disclosure. Recipients are responsible for ensuring confidentiality when public disclosure is not required.

Instructions for the HOME Match Report

Applicability:

The HOME Match Report is part of the HOME APR and must be filled out by every participating jurisdiction that incurred a match liability. Match liability occurs when FY 1993 funds (or subsequent year funds) are drawn down from the U.S. Treasury for HOME projects. A Participating Jurisdiction (PJ) may start counting match contributions as of the beginning of Federal Fiscal Year 1993 (October 1, 1992). A jurisdiction not required to submit this report, either because it did not incur any match or because it had a full match reduction, may submit a HOME Match Report if it wishes. The match would count as excess match that is carried over to subsequent years. The match reported on this form must have been contributed during the reporting period (between October 1 and September 30).

Timing:

This form is to be submitted as part of the HOME APR on or before December 31. The original is sent to the HUD Field Office. One copy is sent to the

Office of Affordable Housing Programs, CGHF
Room 7176, HUD, 451 7th Street, S.W.
Washington, D.C. 20410.

The participating jurisdiction also keeps a copy.

Instructions for Part II:

1. **Excess match from prior Federal fiscal year:** Excess match carried over from prior Federal fiscal year.
2. **Match contributed during current Federal fiscal year:** The total amount of match contributions for all projects listed under Part III in column 9 for the Federal fiscal year.
3. **Total match available for current Federal fiscal year:** The sum of excess match carried over from the prior Federal fiscal year (Part II. line 1) and the total match contribution for the current Federal fiscal year (Part II. line 2). This sum is the total match available for the Federal fiscal year.
4. **Match liability for current Federal fiscal year:** The amount of match liability is available from HUD and is provided periodically to PJs. The match must be provided in the current year. The amount of match that must be provided is based on the amount of HOME funds drawn from the U.S. Treasury for HOME projects. The amount of match required equals 25% of the amount drawn down for HOME projects during the Federal fiscal year. Excess match may be carried over and used to meet match liability for subsequent years (see Part II line 5). Funds drawn down for administrative costs, CHDO operating expenses, and CHDO capacity building do not have to be matched. Funds drawn down for CHDO seed money and/or technical assistance loans do not have to be matched if the project does not go forward. A jurisdiction is allowed to get a partial reduction (50%) of match if it meets one of two statutory distress criteria, indicating "fiscal distress," or else a full reduction (100%) of match if it meets both criteria, indicating "severe fiscal distress." The two criteria are poverty rate (must be equal to or greater than 125% of the average national family poverty rate to qualify for a reduction) and per capita income (must be less than 75% of the national average per capita income to qualify for a reduction). In addition, a jurisdiction can get a full reduction if it is declared a disaster area under the Robert T. Stafford Disaster Relief and Emergency Act.
5. **Excess match carried over to next Federal fiscal year:** The total match available for the current Federal fiscal year (Part II. line 3) minus the match liability for the current Federal fiscal year (Part II. line 4). Excess match may be carried over and applied to future HOME project match liability.

Instructions for Part III:

1. **Project No. or Other ID:** "Project number" is assigned by the C/MI System when the PJ makes a project setup call. These projects involve at least some Treasury funds. If the HOME project does not involve Treasury funds, it must be identified with "other ID" as follows: the fiscal year (last two digits only), followed by a number (starting from "01" for the first non-Treasury-funded project of the fiscal year), and then at least one of the following abbreviations: "SF" for project using shortfall funds, "PI" for projects using program income, and "NON" for non-HOME-assisted affordable housing. Example: 93.01.SF, 93.02.PI, 93.03.NON, etc.

   Shortfall funds are non-HOME funds used to make up the difference between the participation threshold and the amount of HOME funds allocated to the PJ; the participation threshold requirement applies only in the PJ's first year of eligibility. [§92.102]

   Program income (also called "repayment income") is any return on the investment of HOME funds. This income must be deposited in the jurisdiction's HOME account to be used for HOME projects. [§92.503(b)]

Non-HOME-assisted affordable housing is investment in housing not assisted by HOME funds that would qualify as "affordable housing" under the HOME Program definitions. "NON" funds must be contributed to a specific project; it is not sufficient to make a contribution to an entity engaged in developing affordable housing. [§92.219(b)]

2. **Date of Contribution:** Enter the date of contribution. Multiple entries may be made on a single line as long as the contributions were made during the current fiscal year. In such cases, if the contributions were made at different dates during the year, enter the date of the last contribution.

3. **Cash:** Cash contributions from non-Federal resources. This means the funds are contributed permanently to the HOME Program regardless of the form of investment the jurisdiction provides to a project. Therefore all repayment, interest, or other return on investment of the contribution must be deposited in the PJ's HOME account to be used for HOME projects. The PJ, non-Federal public entities (State/local governments), private entities, and individuals can make contributions. The grant equivalent of a below-market interest rate loan to the project is eligible when the loan is not repayable to the PJ's HOME account. [§92.220(a)(1)] In addition, a cash contribution can count as match if it is used for eligible costs defined under §92.206 (except administrative costs and CHDO operating expenses) or under §92.209, or for the following non-eligible costs: the value of non-Federal funds used to remove and relocate ECHO units to accommodate eligible tenants, a project reserve account for replacements, a project reserve account for unanticipated increases in operating costs, operating subsidies, or costs relating to the portion of a mixed-income or mixed-use project not related to the affordable housing units. [§92.219(c)]

4. **Foregone Taxes, Fees, Charges:** Taxes, fees, and charges that are normally and customarily charged but have been waived, foregone, or deferred in a manner that achieves affordability of the HOME-assisted housing. This includes State tax credits for low-income housing development. The amount of real estate taxes may be based on the post-improvement property value. For those taxes, fees, or charges given for future years, the value is the present discounted cash value. [§92.220(a)(2)]

5. **Appraised Land/Real Property:** The appraised value, before the HOME assistance is provided and minus any debt burden, lien, or other encumbrance, of land or other real property, not acquired with Federal resources. The appraisal must be made by an independent, certified appraiser. [§92.220(a)(3)]

6. **Required Infrastructure:** The cost of investment, not made with Federal resources, in on-site and off-site infrastructure directly required for HOME-assisted affordable housing. The infrastructure must have been completed no earlier than 12 months before HOME funds were committed. [§92.220(a)(4)]

7. **Site preparation, Construction materials, Donated labor:** The reasonable value of any site-preparation and construction materials, not acquired with Federal resources, and any donated or voluntary labor (see §92.354(b)) in connection with the site-preparation for, or construction or rehabilitation of, affordable housing. The value of site-preparation and construction materials is determined in accordance with the PJ's cost estimate procedures. The value of donated or voluntary labor is determined by a single rate ("labor rate") to be published annually in the Notice Of Funding Availability (NOFA) for the HOME Program. [§92.220(6)]

8. **Bond Financing:** Multifamily and single-family project bond financing must be validly issued by a State or local government (or an agency, instrumentality, or political subdivision thereof). 50% of a loan from bond proceeds made to a multifamily affordable housing project owner can count as match. 25% of a loan from bond proceeds made to a single-family affordable housing project owner can count as match. Loans from all bond proceeds, including excess bond match from prior years, may not exceed 25% of a PJ's total annual match contribution. [§92.220(a)(5)] The amount in excess of the 25% cap for bonds may carry over, and the excess will count as part of the statutory limit of up to 25% per year. Requirements regarding bond financing as an eligible source of match will be available upon publication of the implementing regulation early in FY 1994.

9. **Total Match:** Total of items 3 through 8. This is the total match contribution for each project identified in item 1.

Ineligible forms of match include:

1. Contributions made with or derived from Federal resources e.g. CDBG funds [§92.220(b)(1)]
2. Interest rate subsidy attributable to the Federal tax-exemption on financing or the value attributable to Federal tax credits [§92.220(b)(2)]
3. Contributions from builders, contractors or investors, including owner equity, involved with HOME-assisted projects. [§92.220(b)(3)]
4. Sweat equity [§92.220(b)(4)]
5. Contributions from applicants/recipients of HOME assistance [§92.220(b)(5)]
6. Fees/charges that are associated with the HOME Program only, rather than normally and customarily charged on all transactions or projects [§92.220(a)(2)]
7. Administrative costs

U.S. Department of Housing and Urban Development
Office of Community Planning and Development
Integrated Disbursement and Information System
Home Matching Liability Report

OXNARD, CA

Fiscal Year	Match Percent	Total Disbursements	Disbursements Requiring Match	Match Liability Amount
1998	0.0%	$331,256.90	$0.00	$0.00
1999	0.0%	$601,676.60	$0.00	$0.00
2000	25.0%	$580,319.32	$429,051.21	$107,262.80
2001	25.0%	$372,688.03	$302,454.82	$75,613.70
2002	25.0%	$1,596,445.60	$1,280,004.92	$320,001.23
2003	12.5%	$1,768,749.19	$1,650,449.19	$206,306.14
2004	12.5%	$1,113,966.11	$993,016.11	$124,127.01
2005	12.5%	$632,467.22	$494,727.53	$61,840.94
2006	12.5%	$1,374,245.47	$1,199,158.19	$149,894.77
2007	12.5%	$1,332,331.29	$1,152,559.25	$144,069.90
2008	12.5%	$1,224,930.81	$1,068,988.85	$133,623.60
2009	12.5%	$888,332.60	$748,150.27	$93,518.78
2010	12.5%	$897,028.74	$754,122.54	$94,265.31
2011	12.5%	$1,188,234.50	$1,046,545.64	$130,818.20
2012	25.0%	$1,329,528.53	$1,192,105.08	$298,026.27
2013	25.0%	$1,106,323.05	$1,003,088.97	$250,772.24
2014	12.5%	$639,562.41	$560,303.66	$70,037.95

2015	12.5%	$417,584.92	$338,387.90	$42,298.48

EXHIBIT X

Status of HOME Activities for Program Year 2015, IDIS Form –PR 22

U.S. Department of Housing and Urban Development
Office of Community Planning and Development
Integrated Disbursement and Information System
Status of HOME Activities - Entitlement
OXNARD, CA

DATE: 09-08-16
TIME: 18:34
PAGE: 1

IDIS - PR22

Tenure Type	Activity Type	IDIS Activity	Activity Address	Activity Status	Status Date	Total Units	Home Units	Initial Funding	Committed Amount	Drawn Amount	PCT
Homebuyer	NEW CONSTRUCTION	1346	FIRST AND HAYES , Oxnard CA, 93030	Open	11/16/06	26	26	11/13/06	$1,133,925.14	$556,772.00	49.10%
Homebuyer	NEW CONSTRUCTION	2097	250 E Pleasant Valley Rd Spc 9 , Oxnard CA, 93033	Completed	02/09/16	1	1	12/01/15	$30,000.00	$30,000.00	100.00%
Homebuyer	ACQUISITION	2093	805 Avalon Way , Oxnard CA, 93033	Completed	01/12/16	1	1	11/03/15	$30,000.00	$30,000.00	100.00%
Homebuyer	ACQUISITION ONLY	2094	313 Riverpark Blvd Unit 302 , Oxnard CA, 93036	Completed	01/12/16	1	1	11/17/15	$30,000.00	$30,000.00	100.00%
Homebuyer	ACQUISITION ONLY	2095	913 Cheyenne Way , Oxnard CA, 93033	Completed	01/12/16	1	1	12/01/15	$30,000.00	$30,000.00	100.00%
Homebuyer	ACQUISITION ONLY	2096	4821 Highland Ave , Oxnard CA, 93033	Completed	01/12/16	1	1	12/01/15	$30,000.00	$30,000.00	100.00%
Homebuyer	ACQUISITION	2098	155 Harding Ave , Oxnard CA, 93030	Completed	01/20/16	1	1	12/10/15	$27,000.00	$27,000.00	100.00%
Homebuyer	ACQUISITION ONLY	2099	3700 Olds Rd Spc 41 , Oxnard CA, 93033	Completed	02/18/16	1	1	12/15/15	$30,000.00	$30,000.00	100.00%
Homebuyer	ACQUISITION	2115	3617 Dunkirk Dr , Oxnard CA, 93035	Open	08/29/16	1	1	08/29/16	$25,000.00	$0.00	0.00%
										$207,000.00	
Homeowner Rehab	REHABILITATION	2050	1300 E Pleasant Valley Rd Spc 99 , Oxnard CA, 93033	Completed	11/10/15	1	1	01/15/15	$26,222.00	$26,222.00	100.00%
Homeowner	REHABILITATION	2106	2220 Samuel Ave , Oxnard CA, 93033	Open	09/02/16	0	0	09/02/16	$29,435.00	$0.00	0.00%
										$26,222.00	

IDIS - PR22

Tenure Type	Activity Type	IDIS Activity	Activity Address	Activity Status	Status Date	Total Units	Home Units	Initial Funding Date	Committed Amount	Drawn Amount	PCT
Homebuyer	NEW CONSTRUCTION	1346	FIRST AND HAYES , Oxnard CA, 93030	Open	11/16/06	26	26	11/13/06	$1,133,925.14	$556,772.00	49.10%
Homebuyer	NEW CONSTRUCTION	2097	250 E Pleasant Valley Rd Spc 9 , Oxnard CA, 93033	Completed	02/09/16	1	1	12/01/15	$30,000.00	$30,000.00	100.00%
Homebuyer	ACQUISITION ONLY	2093	805 Avalon Way , Oxnard CA, 93033	Completed	01/12/16	1	1	11/03/15	$30,000.00	$30,000.00	100.00%
Homebuyer	ACQUISITION ONLY	2094	313 Riverpark Blvd Unit 302 , Oxnard CA, 93036	Completed	01/12/16	1	1	11/17/15	$30,000.00	$30,000.00	100.00%
Homebuyer	ACQUISITION ONLY	2095	913 Cheyenne Way , Oxnard CA, 93033	Completed	01/12/16	1	1	12/01/15	$30,000.00	$30,000.00	100.00%
Homebuyer	ACQUISITION ONLY	2096	4821 Highland Ave , Oxnard CA, 93033	Completed	01/12/16	1	1	12/01/15	$30,000.00	$30,000.00	100.00%
Homebuyer	ACQUISITION ONLY	2098	155 Harding Ave , Oxnard CA, 93030	Completed	01/20/16	1	1	12/10/15	$27,000.00	$27,000.00	100.00%
Homebuyer	ACQUISITION ONLY	2099	3700 Olds Rd Spc 41 , Oxnard CA, 93033	Completed	02/18/16	1	1	12/15/15	$30,000.00	$30,000.00	100.00%
Homebuyer	ACQUISITION ONLY	2115	3617 Dunkirk Dr , Oxnard CA, 93035	Open	08/29/16	1	1	08/29/16	$25,000.00	$0.00	0.00%
Homeowner Rehab	REHABILITATION	2050	1300 E Pleasant Valley Rd Spc 99 , Oxnard CA, 93033	Completed	11/10/15	1	1	01/15/15	$26,222.00	$26,222.00	100.00%
Homeowner Rehab	REHABILITATION	2106	2220 Samuel Ave , Oxnard CA, 93033	Open	09/02/16	0	0	09/02/16	$29,435.00	$0.00	0.00%

EXHIBIT XI

Summary of Accomplishments for HOME Program Year 2015, IDIS Form –PR 23

PR 23

OXNARD

Home Disbursements and Unit Completions

Activity Type	Disbursed Amount	Units Completed	Units Occupied
First Time Homebuyers	$207,000.00	7	7
Existing Homeowners	$1,242.00	6	6
Total, Homebuyers and Homeowners	$208,242.00	13	13
Grand Total	**$208,242.00**	**13**	**13**

Home Unit Completions by Percent of Area Median Income

Activity Type					Units Completed
	0% - 30%	31% - 50%	61% - 80%	Total 0% - 60%	Total 0% - 80%
First Time Homebuyers	1	1	5	2	7
Existing Homeowners	2	1	3	3	6
Total, Homebuyers and Homeowners	3	2	8	5	13
Grand Total	**3**	**2**	**8**	**5**	**13**

Home Unit Reported As Vacant

Activity Type	Reported as Vacant
First Time Homebuyers	0
Existing Homeowners	0
Total, Homebuyers and Homeowners	0
Grand Total	**0**

OXNARD

Home Unit Completions by Racial / Ethnic Category

	First Time Homebuyers		Existing Homeowners	
	Units Completed	Units Completed - Hispanics	Units Completed	Units Completed - Hispanics
White	7	7	6	3
Total	**7**	**7**	**6**	**3**

	Total, Homebuyers and Homeowners		Grand Total	
	Units Completed	Units Completed - Hispanics	Units Completed	Units Completed - Hispanics
White	13	10	**13**	**10**
Total	**13**	**10**	**13**	**10**

EXHIBIT XII Status of HOME Grants for Program Year 2015, IDIS Form –PR 27

Snapshot of HOME Program Performance as of 6/30/2016 for Oxnard

IDIS - PR27

Commitments from Authorized Funds

Fiscal Year	Total Authorization	Admin/CHDO OP Authorization	CR/CL/CC – Amount Committed to CHDOS	% CHDO Cmtd	SU Funds-Subgrants to Other Entities	EN Funds-PJ Committed to Activities	Total Authorized Commitments	% of Auth Cmtd
1992	$819,000.00	$48,900.00	$210,558.00	25.7%	$0.00	$559,542.00	$819,000.00	100.0%
1993	$543,000.00	$5,400.00	$81,450.00	15.0%	$0.00	$456,150.00	$543,000.00	100.0%
1994	$675,000.00	$67,500.00	$101,250.00	15.0%	$0.00	$506,250.00	$675,000.00	100.0%
1995	$734,000.00	$73,400.00	$291,133.87	39.6%	$0.00	$369,466.13	$734,000.00	100.0%
1996	$789,000.00	$78,900.00	$118,350.00	15.0%	$0.00	$591,750.00	$789,000.00	100.0%
1997	$769,000.00	$0.00	$115,350.00	15.0%	$0.00	$653,650.00	$769,000.00	100.0%
1998	$816,000.00	$122,400.00	$122,400.00	15.0%	$0.00	$571,200.00	$816,000.00	100.0%
1999	$876,000.00	$87,600.00	$131,400.00	15.0%	$0.00	$657,000.00	$876,000.00	100.0%
2000	$877,000.00	$107,700.00	$131,550.00	15.0%	$0.00	$637,750.00	$877,000.00	100.0%
2001	$974,000.00	$223,000.00	$150,000.00	15.4%	$0.00	$601,000.00	$974,000.00	100.0%
2002	$973,000.00	$112,300.00	$150,000.00	15.4%	$0.00	$710,700.00	$973,000.00	100.0%
2003	$1,209,508.00	$120,950.80	$182,000.00	15.0%	$0.00	$906,557.20	$1,209,508.00	100.0%
2004	$1,300,568.00	$164,793.80	$180,500.70	13.8%	$0.00	$955,273.50	$1,300,568.00	100.0%
2005	$1,174,219.00	$146,945.80	$171,631.20	14.6%	$0.00	$855,642.00	$1,174,219.00	100.0%
2006	$1,090,941.00	$157,596.60	$161,395.00	14.7%	$0.00	$771,949.40	$1,090,941.00	100.0%
2007	$1,083,427.00	$160,265.20	$160,270.00	14.7%	$0.00	$762,891.80	$1,083,427.00	100.0%
2008	$1,039,262.00	$153,321.10	$155,000.00	14.9%	$0.00	$730,940.90	$1,039,262.00	100.0%
2009	$1,155,701.00	$165,570.10	$175,000.00	15.1%	$0.00	$815,130.90	$1,155,701.00	100.0%
2010	$1,147,134.00	$114,713.40	$172,070.10	15.0%	$0.00	$860,350.50	$1,147,134.00	100.0%
2011	$1,012,662.00	$135,735.01	$151,900.00	15.0%	$0.00	$725,026.99	$1,012,662.00	100.0%
2012	$667,268.00	$66,726.80	$100,090.20	15.0%	$0.00	$500,451.00	$667,268.00	100.0%
2013	$646,077.00	$64,607.70	$96,911.55	15.0%	$0.00	$484,557.75	$646,077.00	100.0%
2014	$638,502.00	$63,850.20	$384,900.00	60.2%	$0.00	$42,619.75	$491,369.95	76.9%
2015	$500,996.00	$56,117.40	$0.00	0.0%	$0.00	$0.00	$56,117.40	11.2%
Total	**$21,511,265.00**	**$2,498,293.91**	**$3,695,110.62**	**17.1%**	**$0.00**	**$14,725,849.82**	**$20,919,254.35**	**97.2%**

Program Income (PI)

Program Year	Total Receipts	Amount Suballocated to PA	Amount Committed to Activities	% Committed	Net Disbursed	Disbursed Pending Approval	Total Disbursed	% Disbursed
1992	$0.00	N/A	$0.00	0.0%	$0.00	$0.00	$0.00	0.0%
1993	$0.00	N/A	$0.00	0.0%	$0.00	$0.00	$0.00	0.0%
1994	$0.00	N/A	$0.00	0.0%	$0.00	$0.00	$0.00	0.0%
1995	$0.00	N/A	$0.00	0.0%	$0.00	$0.00	$0.00	0.0%
1996	$0.00	N/A	$0.00	0.0%	$0.00	$0.00	$0.00	0.0%
1997	$0.00	N/A	$0.00	0.0%	$0.00	$0.00	$0.00	0.0%
1998	$70,000.00	N/A	$70,000.00	100.0%	$70,000.00	$0.00	$70,000.00	100.0%
1999	$101,452.00	N/A	$101,452.00	100.0%	$101,452.00	$0.00	$101,452.00	100.0%
2000	$80,000.00	N/A	$80,000.00	100.0%	$80,000.00	$0.00	$80,000.00	100.0%
2001	$79,728.48	N/A	$79,728.48	100.0%	$79,728.48	$0.00	$79,728.48	100.0%
2002	$432,877.00	N/A	$432,877.00	100.0%	$432,877.00	$0.00	$432,877.00	100.0%
2003	$113,000.00	N/A	$113,000.00	100.0%	$113,000.00	$0.00	$113,000.00	100.0%
2004	$117,700.00	N/A	$117,700.00	100.0%	$117,700.00	$0.00	$117,700.00	100.0%
2005	$0.00	N/A	$0.00	0.0%	$0.00	$0.00	$0.00	0.0%
2006	$523,100.00	N/A	$523,100.00	100.0%	$523,100.00	$0.00	$523,100.00	100.0%
2007	$260,000.00	N/A	$260,000.00	100.0%	$260,000.00	$0.00	$260,000.00	100.0%
2008	$326,658.99	N/A	$326,658.99	100.0%	$326,658.99	$0.00	$326,658.99	100.0%
2009	$67,298.00	N/A	$67,298.00	100.0%	$67,298.00	$0.00	$67,298.00	100.0%
2010	$201,495.52	N/A	$201,495.52	100.0%	$201,495.52	$0.00	$201,495.52	100.0%
2011	$94,688.07	N/A	$94,688.07	100.0%	$94,688.07	$0.00	$94,688.07	100.0%
2012	$115,072.75	$11,507.28	$103,565.47	100.0%	$103,565.47	$0.00	$103,565.47	100.0%
2013	$146,510.47	$14,651.05	$131,859.42	100.0%	$131,859.42	$0.00	$131,859.42	100.0%
2014	$234,950.43	$23,495.04	$211,455.39	100.0%	$211,455.39	$0.00	$211,455.39	100.0%
2015	$226,045.04	$22,604.50	$203,440.54	100.0%	$189,790.60	$0.00	$189,790.60	93.2%
2016	$17,198.69	$0.00	$17,198.69	100.0%	$0.00	$0.00	$0.00	0.0%
Total	**$3,207,775.44**	**$72,257.87**	**$3,135,517.57**	**100.0%**	**$3,104,668.94**	**$0.00**	**$3,104,668.94**	**99.0%**

Program Income for Administration (PA)

Program Year	Authorized Amount	Amount Committed to Activities	% Committed	Net Disbursed	Disbursed Pending Approval	Total Disbursed	% Disbursed
2012	$11,507.28	$11,507.28	100.0%	$11,507.28	$0.00	$11,507.28	100.0%
2013	$14,651.05	$14,651.05	100.0%	$14,651.05	$0.00	$14,651.05	100.0%
2014	$23,495.04	$23,495.04	100.0%	$23,495.04	$0.00	$23,495.04	100.0%
2015	$22,604.50	$22,604.50	100.0%	$22,604.50	$0.00	$22,604.50	100.0%
2016	$0.00	$0.00	0.0%	$0.00	$0.00	$0.00	0.0%
Total	**$72,257.87**	**$72,257.87**	**100.0%**	**$72,257.87**	**$0.00**	**$72,257.87**	**100.0%**

Recaptured Homebuyer Funds (HP)

Program Year	Total Receipts	Amount Committed to Activities	% Committed	Net Disbursed	Disbursed Pending Approval	Total Disbursed	% Disbursed
2015	$0.00	$0.00	0.0%	$0.00	$0.00	$0.00	0.0%
2016	$0.00	$0.00	0.0%	$0.00	$0.00	$0.00	0.0%
Total	**$0.00**	**$0.00**	**0.0%**	**$0.00**	**$0.00**	**$0.00**	**0.0%**

IDIS - PR27

Repayments to Local Account (IU)

Program Year	Total Recipts	Amount Committed to Activities	% Committed	Net Disbursed	Disbursed Pending Approval	Total Disbursed	% Disbursed
2015	$0.00	$0.00	0.0%	$0.00	$0.00	$0.00	0.0%
2016	$0.00	$0.00	0.0%	$0.00	$0.00	$0.00	0.0%
Total	**$0.00**	**$0.00**	**0.0%**	**$0.00**	**$0.00**	**$0.00**	**0.0%**

Disbursements from Treasury Account

Fiscal Year	Total Authorization	Disbursed	Returned	Net Disbursed	Disbursed Pending Approval	Total Disbursed	% Disb	Available to Disburse
1992	$819,000.00	$819,000.00	$0.00	$819,000.00	$0.00	$819,000.00	100.0%	$0.00
1993	$543,000.00	$543,000.00	$0.00	$543,000.00	$0.00	$543,000.00	100.0%	$0.00
1994	$675,000.00	$675,000.00	$0.00	$675,000.00	$0.00	$675,000.00	100.0%	$0.00
1995	$734,000.00	$734,000.00	$0.00	$734,000.00	$0.00	$734,000.00	100.0%	$0.00
1996	$789,000.00	$789,000.00	$0.00	$789,000.00	$0.00	$789,000.00	100.0%	$0.00
1997	$769,000.00	$769,000.00	$0.00	$769,000.00	$0.00	$769,000.00	100.0%	$0.00
1998	$816,000.00	$816,000.00	$0.00	$816,000.00	$0.00	$816,000.00	100.0%	$0.00
1999	$876,000.00	$876,000.00	$0.00	$876,000.00	$0.00	$876,000.00	100.0%	$0.00
2000	$877,000.00	$877,000.00	$0.00	$877,000.00	$0.00	$877,000.00	100.0%	$0.00
2001	$974,000.00	$974,000.00	$0.00	$974,000.00	$0.00	$974,000.00	100.0%	$0.00
2002	$973,000.00	$973,000.00	$0.00	$973,000.00	$0.00	$973,000.00	100.0%	$0.00
2003	$1,209,508.00	$1,209,508.00	$0.00	$1,209,508.00	$0.00	$1,209,508.00	100.0%	$0.00
2004	$1,300,568.00	$1,300,568.00	$0.00	$1,300,568.00	$0.00	$1,300,568.00	100.0%	$0.00
2005	$1,174,219.00	$1,174,219.00	$0.00	$1,174,219.00	$0.00	$1,174,219.00	100.0%	$0.00
2006	$1,090,941.00	$1,090,941.00	$0.00	$1,090,941.00	$0.00	$1,090,941.00	100.0%	$0.00
2007	$1,083,427.00	$1,083,427.00	$0.00	$1,083,427.00	$0.00	$1,083,427.00	100.0%	$0.00
2008	$1,039,262.00	$1,039,262.00	$0.00	$1,039,262.00	$0.00	$1,039,262.00	100.0%	$0.00
2009	$1,155,701.00	$1,155,701.00	$0.00	$1,155,701.00	$0.00	$1,155,701.00	100.0%	$0.00
2010	$1,147,134.00	$1,147,134.00	$0.00	$1,147,134.00	$0.00	$1,147,134.00	100.0%	$0.00
2011	$1,012,662.00	$1,012,662.00	$0.00	$1,012,662.00	$0.00	$1,012,662.00	100.0%	$0.00
2012	$667,268.00	$571,931.41	$0.00	$571,931.41	$0.00	$571,931.41	85.7%	$95,336.59
2013	$646,077.00	$549,165.45	$0.00	$549,165.45	$0.00	$549,165.45	85.0%	$96,911.55
2014	$638,502.00	$82,878.58	$0.00	$82,878.58	$0.00	$82,878.58	12.9%	$555,623.42
2015	$500,996.00	$44,787.48	$0.00	$44,787.48	$11,329.92	$56,117.40	11.2%	$444,878.60
Total	**$21,511,265.00**	**$20,307,184.92**	**$0.00**	**$20,307,184.92**	**$11,329.92**	**$20,318,514.84**	**94.4%**	**$1,192,750.16**

IDIS - PR27

Home Activities Commitments/Disbursements from Treasury Account

Fiscal Year	Authorized for Activities	Amount Committed to Activities	% Cmtd	Disbursed	Returned	Net Disbursed	% Net Disb	Disbursed Pending Approval	Total Disbursed	% Disb
1992	$770,100.00	$770,100.00	100.0%	$770,100.00	$0.00	$770,100.00	100.0%	$0.00	$770,100.00	100.0%
1993	$537,600.00	$537,600.00	100.0%	$537,600.00	$0.00	$537,600.00	100.0%	$0.00	$537,600.00	100.0%
1994	$607,500.00	$607,500.00	100.0%	$607,500.00	$0.00	$607,500.00	100.0%	$0.00	$607,500.00	100.0%
1995	$660,600.00	$660,600.00	100.0%	$660,600.00	$0.00	$660,600.00	100.0%	$0.00	$660,600.00	100.0%
1996	$710,100.00	$710,100.00	100.0%	$710,100.00	$0.00	$710,100.00	100.0%	$0.00	$710,100.00	100.0%
1997	$769,000.00	$769,000.00	100.0%	$769,000.00	$0.00	$769,000.00	100.0%	$0.00	$769,000.00	100.0%
1998	$693,600.00	$693,600.00	100.0%	$693,600.00	$0.00	$693,600.00	100.0%	$0.00	$693,600.00	100.0%
1999	$788,400.00	$788,400.00	100.0%	$788,400.00	$0.00	$788,400.00	100.0%	$0.00	$788,400.00	100.0%
2000	$769,300.00	$769,300.00	100.0%	$769,300.00	$0.00	$769,300.00	100.0%	$0.00	$769,300.00	100.0%
2001	$751,000.00	$751,000.00	100.0%	$751,000.00	$0.00	$751,000.00	100.0%	$0.00	$751,000.00	100.0%
2002	$860,700.00	$860,700.00	100.0%	$860,700.00	$0.00	$860,700.00	100.0%	$0.00	$860,700.00	100.0%
2003	$1,088,557.20	$1,088,557.20	100.0%	$1,088,557.20	$0.00	$1,088,557.20	100.0%	$0.00	$1,088,557.20	100.0%
2004	$1,135,774.20	$1,135,774.20	100.0%	$1,135,774.20	$0.00	$1,135,774.20	100.0%	$0.00	$1,135,774.20	100.0%
2005	$1,027,273.20	$1,027,273.20	100.0%	$1,027,273.20	$0.00	$1,027,273.20	100.0%	$0.00	$1,027,273.20	100.0%
2006	$933,344.40	$933,344.40	100.0%	$933,344.40	$0.00	$933,344.40	100.0%	$0.00	$933,344.40	100.0%
2007	$923,161.80	$923,161.80	100.0%	$923,161.80	$0.00	$923,161.80	100.0%	$0.00	$923,161.80	100.0%
2008	$885,940.90	$885,940.90	100.0%	$885,940.90	$0.00	$885,940.90	100.0%	$0.00	$885,940.90	100.0%
2009	$990,130.90	$990,130.90	100.0%	$990,130.90	$0.00	$990,130.90	100.0%	$0.00	$990,130.90	100.0%
2010	$1,032,420.60	$1,032,420.60	100.0%	$1,032,420.60	$0.00	$1,032,420.60	100.0%	$0.00	$1,032,420.60	100.0%
2011	$876,926.99	$876,926.99	100.0%	$876,926.99	$0.00	$876,926.99	100.0%	$0.00	$876,926.99	100.0%
2012	$600,541.20	$600,541.20	100.0%	$505,204.61	$0.00	$505,204.61	84.1%	$0.00	$505,204.61	84.1%
2013	$581,469.30	$581,469.30	100.0%	$484,557.75	$0.00	$484,557.75	83.3%	$0.00	$484,557.75	83.3%
2014	$574,651.80	$427,519.75	74.3%	$19,028.38	$0.00	$19,028.38	3.3%	$0.00	$19,028.38	3.3%
2015	$444,878.60	$0.00	0.0%	$0.00	$0.00	$0.00	0.0%	$0.00	$0.00	0.0%
Total	**$19,012,971.09**	**$18,420,960.44**	**96.8%**	**$17,820,220.93**	**$0.00**	**$17,820,220.93**	**93.7%**	**$0.00**	**$17,820,220.93**	**93.7%**

IDIS - PR27

Administrative Funds (AD)

Fiscal Year	Authorized Amount	Amount Committed	% Auth Cmtd	Balance to Commit	Total Disbursed	% Auth Disb	Available to Disburse
1992	$48,900.00	$48,900.00	100.0%	$0.00	$48,900.00	100.0%	$0.00
1993	$5,400.00	$5,400.00	100.0%	$0.00	$5,400.00	100.0%	$0.00
1994	$67,500.00	$67,500.00	100.0%	$0.00	$67,500.00	100.0%	$0.00
1995	$73,400.00	$73,400.00	100.0%	$0.00	$73,400.00	100.0%	$0.00
1996	$78,900.00	$78,900.00	100.0%	$0.00	$78,900.00	100.0%	$0.00
1997	$0.00	$0.00	0.0%	$0.00	$0.00	0.0%	$0.00
1998	$81,600.00	$81,600.00	100.0%	$0.00	$81,600.00	100.0%	$0.00
1999	$87,600.00	$87,600.00	100.0%	$0.00	$87,600.00	100.0%	$0.00
2000	$87,700.00	$87,700.00	100.0%	$0.00	$87,700.00	100.0%	$0.00
2001	$174,300.00	$174,300.00	100.0%	$0.00	$174,300.00	100.0%	$0.00
2002	$97,300.00	$97,300.00	100.0%	$0.00	$97,300.00	100.0%	$0.00
2003	$120,950.80	$120,950.80	100.0%	$0.00	$120,950.80	100.0%	$0.00
2004	$124,793.80	$124,793.80	100.0%	$0.00	$124,793.80	100.0%	$0.00
2005	$114,420.80	$114,420.80	100.0%	$0.00	$114,420.80	100.0%	$0.00
2006	$107,596.60	$107,596.60	100.0%	$0.00	$107,596.60	100.0%	$0.00
2007	$106,845.20	$106,845.20	100.0%	$0.00	$106,845.20	100.0%	$0.00
2008	$103,321.10	$103,321.10	100.0%	$0.00	$103,321.10	100.0%	$0.00
2009	$115,570.10	$115,570.10	100.0%	$0.00	$115,570.10	100.0%	$0.00
2010	$114,713.40	$114,713.40	100.0%	$0.00	$114,713.40	100.0%	$0.00
2011	$110,735.01	$110,735.01	100.0%	$0.00	$110,735.01	100.0%	$0.00
2012	$66,726.80	$66,726.80	100.0%	$0.00	$66,726.80	100.0%	$0.00
2013	$64,607.70	$64,607.70	100.0%	$0.00	$64,607.70	100.0%	$0.00
2014	$63,850.20	$63,850.20	100.0%	$0.00	$63,850.20	100.0%	$0.00
2015	$56,117.40	$56,117.40	100.0%	$0.00	$56,117.40	100.0%	$0.00
Total	**$2,072,848.91**	**$2,072,848.91**	**100.0%**	**$0.00**	**$2,072,848.91**	**100.0%**	**$0.00**

IDIS - PR27

CHDO Operating Funds (CO)

Fiscal Year	Authorized Amount	Amount Committed	% Auth Cmtd	Balance to Commit	Total Disbursed	% Auth Disb	Available to Disburse
1992	$0.00	$0.00	0.0%	$0.00	$0.00	0.0%	$0.00
1993	$0.00	$0.00	0.0%	$0.00	$0.00	0.0%	$0.00
1994	$0.00	$0.00	0.0%	$0.00	$0.00	0.0%	$0.00
1995	$0.00	$0.00	0.0%	$0.00	$0.00	0.0%	$0.00
1996	$0.00	$0.00	0.0%	$0.00	$0.00	0.0%	$0.00
1997	$0.00	$0.00	0.0%	$0.00	$0.00	0.0%	$0.00
1998	$40,800.00	$40,800.00	100.0%	$0.00	$40,800.00	100.0%	$0.00
1999	$0.00	$0.00	0.0%	$0.00	$0.00	0.0%	$0.00
2000	$20,000.00	$20,000.00	100.0%	$0.00	$20,000.00	100.0%	$0.00
2001	$48,700.00	$48,700.00	100.0%	$0.00	$48,700.00	100.0%	$0.00
2002	$15,000.00	$15,000.00	100.0%	$0.00	$15,000.00	100.0%	$0.00
2003	$0.00	$0.00	0.0%	$0.00	$0.00	0.0%	$0.00
2004	$40,000.00	$40,000.00	100.0%	$0.00	$40,000.00	100.0%	$0.00
2005	$32,525.00	$32,525.00	100.0%	$0.00	$32,525.00	100.0%	$0.00
2006	$50,000.00	$50,000.00	100.0%	$0.00	$50,000.00	100.0%	$0.00
2007	$53,420.00	$53,420.00	100.0%	$0.00	$53,420.00	100.0%	$0.00
2008	$50,000.00	$50,000.00	100.0%	$0.00	$50,000.00	100.0%	$0.00
2009	$50,000.00	$50,000.00	100.0%	$0.00	$50,000.00	100.0%	$0.00
2010	$0.00	$0.00	0.0%	$0.00	$0.00	0.0%	$0.00
2011	$25,000.00	$25,000.00	100.0%	$0.00	$25,000.00	100.0%	$0.00
2012	$0.00	$0.00	0.0%	$0.00	$0.00	0.0%	$0.00
2013	$0.00	$0.00	0.0%	$0.00	$0.00	0.0%	$0.00
2014	$0.00	$0.00	0.0%	$0.00	$0.00	0.0%	$0.00
2015	$0.00	$0.00	0.0%	$0.00	$0.00	0.0%	$0.00
Total	**$425,445.00**	**$425,445.00**	**100.0%**	**$0.00**	**$425,445.00**	**100.0%**	**$0.00**

CHDO Funds (CR)

Fiscal Year	CHDO Requirement	Authorized Amount	Amount Suballocated to CL/CC	Amount Subgranted to CHDOS	Balance to Subgrant	Funds Committed to Activities	% Subg Cmtd	Balance to Commit	Total Disbursed	% Subg Disb	Available to Disburse
1992	$122,850.00	$210,558.00	$0.00	$210,558.00	$0.00	$210,558.00	100.0%	$0.00	$210,558.00	100.0%	$0.00
1993	$81,450.00	$81,450.00	$0.00	$81,450.00	$0.00	$81,450.00	100.0%	$0.00	$81,450.00	100.0%	$0.00
1994	$101,250.00	$101,250.00	$0.00	$101,250.00	$0.00	$101,250.00	100.0%	$0.00	$101,250.00	100.0%	$0.00
1995	$110,100.00	$291,133.87	$0.00	$291,133.87	$0.00	$291,133.87	100.0%	$0.00	$291,133.87	100.0%	$0.00
1996	$118,350.00	$118,350.00	$0.00	$118,350.00	$0.00	$118,350.00	100.0%	$0.00	$118,350.00	100.0%	$0.00
1997	$115,350.00	$115,350.00	$0.00	$115,350.00	$0.00	$115,350.00	100.0%	$0.00	$115,350.00	100.0%	$0.00
1998	$122,400.00	$122,400.00	$0.00	$122,400.00	$0.00	$122,400.00	100.0%	$0.00	$122,400.00	100.0%	$0.00
1999	$131,400.00	$131,400.00	$0.00	$131,400.00	$0.00	$131,400.00	100.0%	$0.00	$131,400.00	100.0%	$0.00
2000	$131,550.00	$131,550.00	$0.00	$131,550.00	$0.00	$131,550.00	100.0%	$0.00	$131,550.00	100.0%	$0.00
2001	$146,100.00	$150,000.00	$0.00	$150,000.00	$0.00	$150,000.00	100.0%	$0.00	$150,000.00	100.0%	$0.00
2002	$145,950.00	$150,000.00	$0.00	$150,000.00	$0.00	$150,000.00	100.0%	$0.00	$150,000.00	100.0%	$0.00
2003	$181,426.20	$182,000.00	$0.00	$182,000.00	$0.00	$182,000.00	100.0%	$0.00	$182,000.00	100.0%	$0.00
2004	$180,500.70	$180,500.70	$0.00	$180,500.70	$0.00	$180,500.70	100.0%	$0.00	$180,500.70	100.0%	$0.00
2005	$171,631.20	$171,631.20	$0.00	$171,631.20	$0.00	$171,631.20	100.0%	$0.00	$171,631.20	100.0%	$0.00
2006	$161,394.90	$161,395.00	$0.00	$161,395.00	$0.00	$161,395.00	100.0%	$0.00	$161,395.00	100.0%	$0.00
2007	$160,267.80	$160,270.00	$0.00	$160,270.00	$0.00	$160,270.00	100.0%	$0.00	$160,270.00	100.0%	$0.00
2008	$154,981.65	$155,000.00	$0.00	$155,000.00	$0.00	$155,000.00	100.0%	$0.00	$155,000.00	100.0%	$0.00
2009	$173,355.15	$175,000.00	$0.00	$175,000.00	$0.00	$175,000.00	100.0%	$0.00	$175,000.00	100.0%	$0.00
2010	$172,070.10	$172,070.10	$0.00	$172,070.10	$0.00	$172,070.10	100.0%	$0.00	$172,070.10	100.0%	$0.00
2011	$151,899.30	$151,900.00	$0.00	$151,900.00	$0.00	$151,900.00	100.0%	$0.00	$151,900.00	100.0%	$0.00
2012	$100,090.20	$100,090.20	$0.00	$100,090.20	$0.00	$100,090.20	100.0%	$0.00	$4,753.61	4.7%	$95,336.59
2013	$96,911.55	$96,911.55	$0.00	$96,911.55	$0.00	$96,911.55	100.0%	$0.00	$0.00	0.0%	$96,911.55
2014	$95,775.30	$384,900.00	$0.00	$384,900.00	$0.00	$384,900.00	100.0%	$0.00	$0.00	0.0%	$384,900.00
2015	$84,176.10	$255,057.00	$0.00	$0.00	$255,057.00	$0.00	0.0%	$255,057.00	$0.00	0.0%	$255,057.00
Total	**$3,211,230.15**	**$3,950,167.62**	**$0.00**	**$3,695,110.62**	**$255,057.00**	**$3,695,110.62**	**100.0%**	**$255,057.00**	**$3,117,962.48**	**84.3%**	**$832,205.14**

CHDO Loans (CL)

Fiscal Year	Authorized Amount	Amount Subgranted	Amount Committed	% Auth Cmtd	Balance to Commit	Total Disbursed	% Auth Disb	Available to Disburse
1992	$0.00	$0.00	$0.00	0.0%	$0.00	$0.00	0.0%	$0.00
1993	$0.00	$0.00	$0.00	0.0%	$0.00	$0.00	0.0%	$0.00
1994	$0.00	$0.00	$0.00	0.0%	$0.00	$0.00	0.0%	$0.00
1995	$0.00	$0.00	$0.00	0.0%	$0.00	$0.00	0.0%	$0.00
1996	$0.00	$0.00	$0.00	0.0%	$0.00	$0.00	0.0%	$0.00
1997	$0.00	$0.00	$0.00	0.0%	$0.00	$0.00	0.0%	$0.00
1998	$0.00	$0.00	$0.00	0.0%	$0.00	$0.00	0.0%	$0.00
1999	$0.00	$0.00	$0.00	0.0%	$0.00	$0.00	0.0%	$0.00
2000	$0.00	$0.00	$0.00	0.0%	$0.00	$0.00	0.0%	$0.00
2001	$0.00	$0.00	$0.00	0.0%	$0.00	$0.00	0.0%	$0.00
2002	$0.00	$0.00	$0.00	0.0%	$0.00	$0.00	0.0%	$0.00
2003	$0.00	$0.00	$0.00	0.0%	$0.00	$0.00	0.0%	$0.00
2004	$0.00	$0.00	$0.00	0.0%	$0.00	$0.00	0.0%	$0.00
2005	$0.00	$0.00	$0.00	0.0%	$0.00	$0.00	0.0%	$0.00
2006	$0.00	$0.00	$0.00	0.0%	$0.00	$0.00	0.0%	$0.00
2007	$0.00	$0.00	$0.00	0.0%	$0.00	$0.00	0.0%	$0.00
2008	$0.00	$0.00	$0.00	0.0%	$0.00	$0.00	0.0%	$0.00
2009	$0.00	$0.00	$0.00	0.0%	$0.00	$0.00	0.0%	$0.00
2010	$0.00	$0.00	$0.00	0.0%	$0.00	$0.00	0.0%	$0.00
2011	$0.00	$0.00	$0.00	0.0%	$0.00	$0.00	0.0%	$0.00
2012	$0.00	$0.00	$0.00	0.0%	$0.00	$0.00	0.0%	$0.00
2013	$0.00	$0.00	$0.00	0.0%	$0.00	$0.00	0.0%	$0.00
2014	$0.00	$0.00	$0.00	0.0%	$0.00	$0.00	0.0%	$0.00
2015	$0.00	$0.00	$0.00	0.0%	$0.00	$0.00	0.0%	$0.00
Total	**$0.00**	**$0.00**	**$0.00**	**0.0%**	**$0.00**	**$0.00**	**0.0%**	**$0.00**

IDIS - PR27

CHDO Capacity (CC)

Fiscal Year	Authorized Amount	Amount Subgranted	Amount Committed	% Auth Cmtd	Balance to Commit	Total Disbursed	% Auth Disb	Available to Disburse
1992	$0.00	$0.00	$0.00	0.0%	$0.00	$0.00	0.0%	$0.00
1993	$0.00	$0.00	$0.00	0.0%	$0.00	$0.00	0.0%	$0.00
1994	$0.00	$0.00	$0.00	0.0%	$0.00	$0.00	0.0%	$0.00
1995	$0.00	$0.00	$0.00	0.0%	$0.00	$0.00	0.0%	$0.00
1996	$0.00	$0.00	$0.00	0.0%	$0.00	$0.00	0.0%	$0.00
1997	$0.00	$0.00	$0.00	0.0%	$0.00	$0.00	0.0%	$0.00
1998	$0.00	$0.00	$0.00	0.0%	$0.00	$0.00	0.0%	$0.00
1999	$0.00	$0.00	$0.00	0.0%	$0.00	$0.00	0.0%	$0.00
2000	$0.00	$0.00	$0.00	0.0%	$0.00	$0.00	0.0%	$0.00
2001	$0.00	$0.00	$0.00	0.0%	$0.00	$0.00	0.0%	$0.00
2002	$0.00	$0.00	$0.00	0.0%	$0.00	$0.00	0.0%	$0.00
2003	$0.00	$0.00	$0.00	0.0%	$0.00	$0.00	0.0%	$0.00
2004	$0.00	$0.00	$0.00	0.0%	$0.00	$0.00	0.0%	$0.00
2005	$0.00	$0.00	$0.00	0.0%	$0.00	$0.00	0.0%	$0.00
2006	$0.00	$0.00	$0.00	0.0%	$0.00	$0.00	0.0%	$0.00
2007	$0.00	$0.00	$0.00	0.0%	$0.00	$0.00	0.0%	$0.00
2008	$0.00	$0.00	$0.00	0.0%	$0.00	$0.00	0.0%	$0.00
2009	$0.00	$0.00	$0.00	0.0%	$0.00	$0.00	0.0%	$0.00
2010	$0.00	$0.00	$0.00	0.0%	$0.00	$0.00	0.0%	$0.00
2011	$0.00	$0.00	$0.00	0.0%	$0.00	$0.00	0.0%	$0.00
2012	$0.00	$0.00	$0.00	0.0%	$0.00	$0.00	0.0%	$0.00
2013	$0.00	$0.00	$0.00	0.0%	$0.00	$0.00	0.0%	$0.00
2014	$0.00	$0.00	$0.00	0.0%	$0.00	$0.00	0.0%	$0.00
2015	$0.00	$0.00	$0.00	0.0%	$0.00	$0.00	0.0%	$0.00
Total	**$0.00**	**$0.00**	**$0.00**	**0.0%**	**$0.00**	**$0.00**	**0.0%**	**$0.00**

IDIS - PR27

Reservations to State Recipients and Sub-recipients (SU)

Fiscal Year	Authorized Amount	Amount Subgranted to Other Entities	Amount Committed	% Auth Cmtd	Balance to Commit	Total Disbursed	% Auth Disb	Available to Disburse
1992	$0.00	$0.00	$0.00	0.0%	$0.00	$0.00	0.0%	$0.00
1993	$0.00	$0.00	$0.00	0.0%	$0.00	$0.00	0.0%	$0.00
1994	$0.00	$0.00	$0.00	0.0%	$0.00	$0.00	0.0%	$0.00
1995	$0.00	$0.00	$0.00	0.0%	$0.00	$0.00	0.0%	$0.00
1996	$0.00	$0.00	$0.00	0.0%	$0.00	$0.00	0.0%	$0.00
1997	$0.00	$0.00	$0.00	0.0%	$0.00	$0.00	0.0%	$0.00
1998	$0.00	$0.00	$0.00	0.0%	$0.00	$0.00	0.0%	$0.00
1999	$0.00	$0.00	$0.00	0.0%	$0.00	$0.00	0.0%	$0.00
2000	$0.00	$0.00	$0.00	0.0%	$0.00	$0.00	0.0%	$0.00
2001	$0.00	$0.00	$0.00	0.0%	$0.00	$0.00	0.0%	$0.00
2002	$0.00	$0.00	$0.00	0.0%	$0.00	$0.00	0.0%	$0.00
2003	$0.00	$0.00	$0.00	0.0%	$0.00	$0.00	0.0%	$0.00
2004	$0.00	$0.00	$0.00	0.0%	$0.00	$0.00	0.0%	$0.00
2005	$0.00	$0.00	$0.00	0.0%	$0.00	$0.00	0.0%	$0.00
2006	$0.00	$0.00	$0.00	0.0%	$0.00	$0.00	0.0%	$0.00
2007	$0.00	$0.00	$0.00	0.0%	$0.00	$0.00	0.0%	$0.00
2008	$0.00	$0.00	$0.00	0.0%	$0.00	$0.00	0.0%	$0.00
2009	$0.00	$0.00	$0.00	0.0%	$0.00	$0.00	0.0%	$0.00
2010	$0.00	$0.00	$0.00	0.0%	$0.00	$0.00	0.0%	$0.00
2011	$0.00	$0.00	$0.00	0.0%	$0.00	$0.00	0.0%	$0.00
2012	$0.00	$0.00	$0.00	0.0%	$0.00	$0.00	0.0%	$0.00
2013	$0.00	$0.00	$0.00	0.0%	$0.00	$0.00	0.0%	$0.00
2014	$0.00	$0.00	$0.00	0.0%	$0.00	$0.00	0.0%	$0.00
2015	$0.00	$0.00	$0.00	0.0%	$0.00	$0.00	0.0%	$0.00
Total	**$0.00**	**$0.00**	**$0.00**	**0.0%**	**$0.00**	**$0.00**	**0.0%**	**$0.00**

Total Program Funds

Fiscal Year	Total Authorization	Local Account Funds	Committed Amount	Net Disbursed for Activities	Net Disbursed for Admin/CHDO OP	Net Disbursed	Disbursed Pending Approval	Total Disbursed	Available to Disburse
1992	$819,000.00	$0.00	$770,100.00	$770,100.00	$48,900.00	$819,000.00	$0.00	$819,000.00	$0.00
1993	$543,000.00	$0.00	$537,600.00	$537,600.00	$5,400.00	$543,000.00	$0.00	$543,000.00	$0.00
1994	$675,000.00	$0.00	$607,500.00	$607,500.00	$67,500.00	$675,000.00	$0.00	$675,000.00	$0.00
1995	$734,000.00	$0.00	$660,600.00	$660,600.00	$73,400.00	$734,000.00	$0.00	$734,000.00	$0.00
1996	$789,000.00	$0.00	$710,100.00	$710,100.00	$78,900.00	$789,000.00	$0.00	$789,000.00	$0.00
1997	$769,000.00	$0.00	$769,000.00	$769,000.00	$0.00	$769,000.00	$0.00	$769,000.00	$0.00
1998	$816,000.00	$70,000.00	$763,600.00	$763,600.00	$122,400.00	$886,000.00	$0.00	$886,000.00	$0.00
1999	$876,000.00	$101,452.00	$889,852.00	$889,852.00	$87,600.00	$977,452.00	$0.00	$977,452.00	$0.00
2000	$877,000.00	$80,000.00	$849,300.00	$849,300.00	$107,700.00	$957,000.00	$0.00	$957,000.00	$0.00
2001	$974,000.00	$79,728.48	$830,728.48	$830,728.48	$223,000.00	$1,053,728.48	$0.00	$1,053,728.48	$0.00
2002	$973,000.00	$432,877.00	$1,293,577.00	$1,293,577.00	$112,300.00	$1,405,877.00	$0.00	$1,405,877.00	$0.00
2003	$1,209,508.00	$113,000.00	$1,201,557.20	$1,201,557.20	$120,950.80	$1,322,508.00	$0.00	$1,322,508.00	$0.00
2004	$1,300,568.00	$117,700.00	$1,253,474.20	$1,253,474.20	$164,793.80	$1,418,268.00	$0.00	$1,418,268.00	$0.00
2005	$1,174,219.00	$0.00	$1,027,273.20	$1,027,273.20	$146,945.80	$1,174,219.00	$0.00	$1,174,219.00	$0.00
2006	$1,090,941.00	$523,100.00	$1,456,444.40	$1,456,444.40	$157,596.60	$1,614,041.00	$0.00	$1,614,041.00	$0.00
2007	$1,083,427.00	$260,000.00	$1,183,161.80	$1,183,161.80	$160,265.20	$1,343,427.00	$0.00	$1,343,427.00	$0.00
2008	$1,039,262.00	$326,658.99	$1,212,599.89	$1,212,599.89	$153,321.10	$1,365,920.99	$0.00	$1,365,920.99	$0.00
2009	$1,155,701.00	$67,298.00	$1,057,428.90	$1,057,428.90	$165,570.10	$1,222,999.00	$0.00	$1,222,999.00	$0.00
2010	$1,147,134.00	$201,495.52	$1,233,916.12	$1,233,916.12	$114,713.40	$1,348,629.52	$0.00	$1,348,629.52	$0.00
2011	$1,012,662.00	$94,688.07	$971,615.06	$971,615.06	$135,735.01	$1,107,350.07	$0.00	$1,107,350.07	$0.00
2012	$667,268.00	$115,072.75	$715,613.95	$620,277.36	$66,726.80	$687,004.16	$0.00	$687,004.16	$95,336.59
2013	$646,077.00	$146,510.47	$727,979.77	$631,068.22	$64,607.70	$695,675.92	$0.00	$695,675.92	$96,911.55
2014	$638,502.00	$234,950.43	$662,470.18	$253,978.81	$63,850.20	$317,829.01	$0.00	$317,829.01	$555,623.42
2015	$500,996.00	$226,045.04	$226,045.04	$212,395.10	$44,787.48	$257,182.58	$11,329.92	$268,512.50	$458,528.54
2016	$0.00	$17,198.69	$17,198.69	$0.00	$0.00	$0.00	$0.00	$0.00	$17,198.69
Total	**$21,511,265.00**	**$3,207,775.44**	**$21,628,735.88**	**$20,997,147.74**	**$2,486,963.99**	**$23,484,111.73**	**$11,329.92**	**$23,495,441.65**	**$1,223,598.79**

IDIS - PR27

Total Program Percent

Fiscal Year	Total Authorization	Local Account Funds	% Committed for Activities	% Disb for Activities	% Disb for Admin/CHDO OP	% Net Disbursed	% Disbursed Pending Approval	% Total Disbursed	% Available to Disburse
1992	$819,000.00	$0.00	94.0%	94.0%	5.9%	100.0%	0.0%	100.0%	0.0%
1993	$543,000.00	$0.00	99.0%	99.0%	0.9%	100.0%	0.0%	100.0%	0.0%
1994	$675,000.00	$0.00	90.0%	90.0%	10.0%	100.0%	0.0%	100.0%	0.0%
1995	$734,000.00	$0.00	90.0%	90.0%	10.0%	100.0%	0.0%	100.0%	0.0%
1996	$789,000.00	$0.00	90.0%	90.0%	10.0%	100.0%	0.0%	100.0%	0.0%
1997	$769,000.00	$0.00	100.0%	100.0%	0.0%	100.0%	0.0%	100.0%	0.0%
1998	$816,000.00	$70,000.00	86.1%	86.1%	15.0%	100.0%	0.0%	100.0%	0.0%
1999	$876,000.00	$101,452.00	91.0%	91.0%	10.0%	100.0%	0.0%	100.0%	0.0%
2000	$877,000.00	$80,000.00	88.7%	88.7%	12.2%	100.0%	0.0%	100.0%	0.0%
2001	$974,000.00	$79,728.48	78.8%	78.8%	22.8%	100.0%	0.0%	100.0%	0.0%
2002	$973,000.00	$432,877.00	92.0%	92.0%	11.5%	100.0%	0.0%	100.0%	0.0%
2003	$1,209,508.00	$113,000.00	90.8%	90.8%	10.0%	100.0%	0.0%	100.0%	0.0%
2004	$1,300,568.00	$117,700.00	88.3%	88.3%	12.6%	100.0%	0.0%	100.0%	0.0%
2005	$1,174,219.00	$0.00	87.4%	87.4%	12.5%	100.0%	0.0%	100.0%	0.0%
2006	$1,090,941.00	$523,100.00	90.2%	90.2%	14.4%	100.0%	0.0%	100.0%	0.0%
2007	$1,083,427.00	$260,000.00	88.0%	88.0%	14.7%	100.0%	0.0%	100.0%	0.0%
2008	$1,039,262.00	$326,658.99	88.7%	88.7%	14.7%	100.0%	0.0%	100.0%	0.0%
2009	$1,155,701.00	$67,298.00	86.4%	86.4%	14.3%	100.0%	0.0%	100.0%	0.0%
2010	$1,147,134.00	$201,495.52	91.4%	91.4%	9.9%	100.0%	0.0%	100.0%	0.0%
2011	$1,012,662.00	$94,688.07	87.7%	87.7%	13.4%	100.0%	0.0%	100.0%	0.0%
2012	$667,268.00	$115,072.75	91.4%	79.2%	10.0%	87.8%	0.0%	87.8%	12.1%
2013	$646,077.00	$146,510.47	91.8%	79.6%	9.9%	87.7%	0.0%	87.7%	12.2%
2014	$638,502.00	$234,950.43	75.8%	29.0%	9.9%	36.3%	0.0%	36.3%	63.6%
2015	$500,996.00	$226,045.04	31.0%	29.2%	8.9%	35.3%	1.5%	36.9%	63.0%
2016	$0.00	$17,198.69	100.0%	0.0%	0.0%	0.0%	0.0%	0.0%	100.0%
Total	**$21,511,265.00**	**$3,207,775.44**	**87.4%**	**84.9%**	**11.5%**	**95.0%**	**0.0%**	**95.0%**	**4.9%**

SNAPSHOT of HOME Program Performance--As of 6/30/16
Local Participating Jurisdictions with Rental Production Activities

Participating Jurisdiction (PJ): Oxnard **State:** CA

PJ's Total HOME Allocation Received: $21,571,443 **PJ's Size Grouping*:** C **PJ Since (FY):** 1992

Category	PJ	State Average	State Rank	Nat'l Average	Nat'l Ranking (Percentile):* Group C	Nat'l Ranking (Percentile):* Overall
Program Progress:			PJs in State: 94			
% of Funds Committed	94.19 %	95.14 %	52	95.49 %	34	31
% of Funds Disbursed	94.03 %	91.69 %	21	92.00 %	66	69
Leveraging Ratio for Rental Activities	5.85	6.06	1	5.6	100	100
% of Completed Rental Disbursements to All Rental Commitments***	100.00 %	92.69 %	1	93.89 %	100	100
% of Completed CHDO Disbursements to All CHDO Reservations***	88.56 %	91.80 %	58	88.88 %	34	37
Low-Income Benefit:						
% of 0-50% AMI Renters to All Renters	73.02 %	83.96 %	82	82.82 %	18	17
% of 0-30% AMI Renters to All Renters***	39.68 %	42.64 %	51	46.92 %	37	37
Lease-Up:						
% of Occupied Rental Units to All Completed Rental Units***	98.41 %	97.83 %	57	97.80 %	29	29
Overall Ranking:			In State: 36 / 94		Nationally: 54	53

HOME Cost Per Unit and Number of Completed Units:

Rental Unit	$41,111	$46,591	$33,921	63 Units	4.60 %
Homebuyer Unit	$14,010	$24,392	$17,277	596 Units	43.20 %
Homeowner-Rehab Unit	$13,076	$27,850	$21,464	721 Units	52.20 %
TBRA Unit	$0	$2,912	$3,486	0 Units	0.00 %

* - A = PJ's Annual Allocation is greater than or equal to $3.5 million (16 PJs)

B = PJ's Annual Allocation is less than $3.5 million and greater than or equal to $1 million (108 PJs)

C = PJ's Annual Allocation is less than $1 million (454 PJs)

** - E.g., a percentile rank of 70 means that the performance exceeds that of 70% of PJs.

***- This category is double-weighted in compiling both the State Overall Ranking and the National Overall Ranking of each PJ.

Source: Data entered by HOME Participating Jurisdictions into HUD's Integrated Disbursement and Information System (IDIS)

Program and Beneficiary Characteristics for Completed Units

Participating Jurisdiction (PJ): Oxnard CA

Total Development Costs:
(average reported cost per unit in HOME-assisted projects)

	Rental	Homebuyer	Homeowner
PJ:	$91,465	$142,870	$16,125
State:*	$171,641	$125,994	$30,014
National:**	$124,247	$85,296	$25,598

CHDO Operating Expenses: (% of allocation)
PJ: 2.0 %
National Avg: 1.2 %

R.S. Means Cost Index: 1.08

RACE:	Rental %	Homebuyer %	Homeowner %	TBRA %
White:	12.9	6.2	30.2	0.0
Black/African American:	0.0	1.3	1.9	0.0
Asian:	0.0	2.0	1.5	0.0
American Indian/Alaska Native:	1.6	0.0	0.0	0.0
Native Hawaiian/Pacific Islander:	0.0	0.0	0.0	0.0
American Indian/Alaska Native and White:	0.0	0.0	0.0	0.0
Asian and White:	0.0	0.2	0.0	0.0
Black/African American and White:	0.0	0.0	0.1	0.0
American Indian/Alaska Native and Black:	0.0	0.0	0.0	0.0
Other Multi Racial:	0.0	0.0	0.3	0.0
Asian/Pacific Islander:	0.0	2.0	0.8	0.0
ETHNICITY:				
Hispanic	85.5	88.3	65.0	0.0

HOUSEHOLD TYPE:	Rental %	Homebuyer %	Homeowner %	TBRA %
Single/Non-Elderly:	19.4	9.4	19.0	0.0
Elderly:	1.6	1.8	21.6	0.0
Related/Single Parent:	8.1	12.1	4.2	0.0
Related/Two Parent:	69.4	71.8	52.3	0.0
Other:	1.6	4.4	2.8	0.0

HOUSEHOLD SIZE:				
1 Person:	19.4	5.7	25.9	0.0
2 Persons:	22.6	11.2	19.8	0.0
3 Persons:	14.5	20.0	8.5	0.0
4 Persons:	19.4	36.2	24.3	0.0
5 Persons:	6.5	17.1	15.7	0.0
6 Persons:	8.1	6.2	3.2	0.0
7 Persons:	6.5	2.9	1.4	0.0
8 or more Persons:	3.2	0.7	1.2	0.0

SUPPLEMENTAL RENTAL ASSISTANCE:		
Section 8:	9.7	0.2#
HOME TBRA:	50.0	
Other:	29.0	
No Assistance:	11.3	

# of Section 504 Compliant Units / Completed Units Since 2001 17

* The State average includes all local and the State PJs within that state
** The National average includes all local and State PJs, and Insular Areas
# Section 8 vouchers can be used for First-Time Homebuyer Downpayment Assistance.

Source: Data entered by HOME Participating Jurisdictions into HUD's Integrated Disbursement and Information System (IDIS)

— HOME PROGRAM —
SNAPSHOT WORKSHEET - RED FLAG INDICATORS
Local Participating Jurisdictions with Rental Production Activities

Participating Jurisdiction (PJ): Oxnard **State:** CA **Group Rank: (Percentile)** 54

State Rank: 36 / 94 PJs **Overall Rank: (Percentile)** 53

Summary: 0 / **Of the 5 Indicators are Red Flags**

FACTOR	DESCRIPTION	THRESHOLD*	PJ RESULTS	RED FLAG
4	% OF COMPLETED RENTAL DISBURSEMENTS TO ALL RENTAL COMMITMENTS	< 93.83%	**100**	
5	% OF COMPLETED CHDO DISBURSEMENTS TO ALL CHDO RESERVATIONS	< 81.82%	**88.56**	
6	% OF RENTERS BELOW 50% OF AREA MEDIAN INCOME	< 70%**	**73.02**	
8	% OF OCCUPIED RENTAL UNITS TO ALL RENTAL UNITS	< 96.24%	**98.41**	
"ALLOCATION-YEARS" NOT DISBURSED***		> 4.140	**1.30**	

* This Threshold indicates approximately the lowest 20% of the PJs

** This percentage may indicate a problem with meeting the 90% of rental units and TBRA provided to households at 60% AMI requirement

*** Total of undisbursed HOME and ADDI funds through FY 2013 HOME and ADDI allocation amount. This is not a SNAPSHOT indicator, but a good indicator of program progress.

Source: Data entered by HOME Participating Jurisdictions into HUD's Integrated Disbursement and Information System (IDIS)